



ENJOY YOUR
OUTDOOR
SPACE

 **SOLID**[®]
creating outdoor comfort

SUPERIA COLLECTION 2017



0 m² - 5 m²



19 mm
1980 x 1980 mm

ESSEN S8601 p. 17



19 mm
1980 x 1980 mm

PASSAU S8604 p. 43



28 mm
2380 x 1980 mm

LAVAL S815 p. 21



28 mm
2411 x 2011 mm

BERGEN S8214 p. 53



19 mm
2480 x 1980 mm

DRESDEN S8602 p. 18



19 mm
2480 x 1980 mm

STENDAL S8605 p. 44

5 m² - 7,5 m²



19 mm
2672 x 1883 mm

LUND S8715 p. 51



28 mm
2380 x 2380 mm

NEVERS S8332 p. 47



28 mm
2380 x 2380 mm

NIMES S8311 p. 23



28 mm
2980 x 1980 mm

SARAN S820 p. 22



28 mm
1980 x 2980 mm

GALWAY S8503 p. 65



28 mm
3011 x 2011 mm

OSLO S8216 p. 54



19 mm
2480 x 2480 mm

GERA S8760 p. 19



19 mm
2480 x 2480 mm

HOF S8606 p. 45



19 mm
3112 x 2047 mm

ALMERIA S8701 p. 60



19 mm
3112 x 2047 mm

MURCIA S8702 p. 61



16 mm
3077 x 2094 mm

OLERON S8717 p. 16



28 mm
2550 x 2550 mm

NANCY S8205 p. 71



28 mm
2980 x 2380 mm

CHARTRES S8307 p. 24



28 mm
2980 x 2380 mm

RIOM S8326 p. 48



28 mm
2980 x 2380 mm

DAINVILLE S844 p. 69



28 mm
2986 x 2396 mm

VERONA S8244 p. 62



19 mm
2980 x 2480 mm

AMBERG S8603 p. 20

7,5 m² - 10 m²



19 mm
2980 x 2480 mm

JENA S8607 p. 46



28 mm
3296 x 1200 x 2416 mm

LARVIK S8221 p. 55



28 mm
3296 x 3263 x 2416 mm

ARHUS S8387 p. 56



28 mm
3580 x 2380 mm

ARLES S8319 p. 25



19 mm
3357 x 2567 mm

SJOBO S8716 p. 52



28 mm
3611 x 2411 mm

STOCKHOLM S8217 p. 57



28 mm
2980 x 2980 mm

SOLOGNE S877 p. 26



28 mm
2980 x 2980 mm

BREST S8215 p. 49



28 mm
2980 x 2980 + 2654 mm

CORK S8507 p. 67



28 mm
2980 x 2980 + 3644 mm

YORK S8509 p. 68



40 mm
2980 x 2980 mm

CHAMONIX S8980 p. 39



28 mm
2286 x 2696 mm

VENEZIA S8245 p. 62



28 mm
2986 x 2986 mm

MILANO S8246 p. 63



28 mm
2986 x 2986 mm

MERANO S8247 p. 64



28 mm
2996 x 2996 mm

ODENSE S8323 p. 58














































28 mm
3050 x 3050 mm

NANCY S8207 p. 72

| | | | | | | | | | |
|---------------------------------------|--|--|--|---|--|---|---|---|---|
| 10 m ² - 15 m ² |  28 mm 3580 x 2980 mm CHIMAY S8275 p. 27 |  28 mm 3880 x 2980 mm DOLE S8384 p. 28 |  28 mm 2980 x 3880 mm LIMERICK S8505 p. 66 |  28 mm 3880 x 2980 mm DAINVILLE II S8333 p. 70 |  34 mm 3880 x 2980 mm SALZBURG S8964 p. 36 |  28 mm 3911 x 3011 mm MALMO S8213 p. 59 | | | |
| |  28 mm 4180 x 2980 mm PASSAGE S841 p. 29 |  28 mm 4180 x 2980 mm NIORT S8308 p. 30 |  40 mm 3880 x 3280 mm CHAMONIX S8982 p. 40 |  40 mm 4180 x 3280 mm VIBORG S8994 p. 50 | | | | | |
| |  28 mm 5080 x 2980 mm DOUAI S8309 p. 32 |  34 mm 3880 x 3880 mm LINZ S8965 p. 37 |  28 mm 5080 x 3880 mm ZÜRICH S835 p. 33 |  40 mm 4180 x 3880 mm RIGNITZ S8969 p. 38 |  28 mm 4180 x 3880 mm VISP S8386 p. 31 |  40 mm 4780 x 4180 mm CHAMONIX S8981 p. 41 | | | |
| |  40 mm 5680 x 3880 mm ROSTOCK S8970 p. 42 |  28 mm 5080 x 5080 mm MONTREUX S8344 p. 34 |  28 mm 5380 x 5380 mm VERNIER S8346 p. 35 | | | | | | |
| | GARAGE |  28 mm 3580 x 5080 mm GARAGE TRADITIONAL p. 73 S8330 |  28 mm 3280 x 5080 mm GARAGE TRADITIONAL p. 73 S8331 |  40 mm 3580 x 5380 mm GARAGE MODERN p. 74 S8935 |  40 mm 3580 x 5380 mm GARAGE MODERN p. 74 S8993 |  28 mm 5700 x 3600 mm GARAGE TORINO p. 75 S8248 | | | |
| | | PAVILION |  3470 x 3470 mm KIOSK S7712 p. 88 |  4370 x 4370 mm KIOSK S7715 p. 88 |  4490 x 3470 mm KIOSK S7713 p. 89 |  6290 x 3470 mm KIOSK S7714 p. 89 |  3472 x 3472 mm KIOSK S7773 p. 90 |  4372 x 4372 mm KIOSK S7774 p. 90 | |
| | | | CARPORT |  3000 x 5000 x 2500 mm CARPORT BASE p. 79 S7721 |  4000 x 5000 x 2500 mm CARPORT BASE p. 80 S7722 |  5000 x 5000 x 2500 mm CARPORT BASE p. 81 S7723 |  6000 x 5000 x 2500 mm CARPORT BASE p. 82 S7724 |  3000 x 5000 x 4000 mm 4000 x 5000 x 4000 mm CARPORT BASE p. 85 S7761 - S7762 |  5000 x 5000 x 4000 mm 6000 x 5000 x 4000 mm CARPORT BASE p. 86 S7763 - S7764 |
| |  3064 x 7064 mm CARPORT BASE p. 83 S7753 | | |  4064 x 7064 mm CARPORT BASE p. 83 S7754 |  4064 x 5064 mm CARPORT BASE p. 83 S7755 |  5064 x 7064 mm CARPORT-GARAGE p. 84 S7756 |  5064 x 7064 mm CARPORT BASE p. 84 S7757 |  5064 x 6064 mm CARPORT BASE p. 84 S7758 | |



| REF | OPPERVLAKTE SURFACE FLÄCHE | 1 BREEDTE LARGEUR WIDTH BREITE | 2 DIEPTE PROFONDEUR DEPTH TIEFE | 3 STIJL STYLE STYL STIL | 4 | 5 | 6 | 7 WANDDIKTE ÉPAISSEUR PAROI WALL THICKNESS WANDSTÄRKE | PAG. |
|-------|----------------------------------|--|---|-------------------------------------|---|---|---|---|------|
| S8601 | 3,92 m ² | 1980 mm | 1980 mm | | | | | 19 mm | 17 |
| S8604 | 3,92 m ² | 1980 mm | 1980 mm | | | | | 19 mm | 43 |
| S815 | 4,71 m ² | 2380 mm | 1980 mm | | | | | 28 mm | 21 |
| S8214 | 4,84 m ² | 2411 mm | 2011 mm | | | | | 28 mm | 53 |
| S8602 | 4,91 m ² | 2480 mm | 1980 mm | | | | | 19 mm | 18 |
| S8605 | 4,91 m ² | 2480 mm | 1980 mm | | | | | 19 mm | 44 |
| S8715 | 5,03 m ² | 2672 mm | 1883 mm | | | | | 19 mm | 51 |
| S8332 | 5,66 m ² | 2380 mm | 2380 mm | | | | | 28 mm | 47 |
| S8311 | 5,66 m ² | 2380 mm | 2380 mm | | | | | 28 mm | 23 |
| S820 | 5,90 m ² | 2980 mm | 1980 mm | | | | | 28 mm | 22 |
| S8503 | 5,90 m ² | 1980 mm | 2980 mm | | | | | 28 mm | 65 |
| S8216 | 6,06 m ² | 3011 mm | 2011 mm | | | | | 28 mm | 54 |
| S8760 | 6,15 m ² | 2480 mm | 2480 mm | | | | | 19 mm | 19 |
| S8606 | 6,15 m ² | 2480 mm | 2480 mm | | | | | 19 mm | 45 |
| S8701 | 6,37 m ² | 3112 mm | 2047 mm | | | | | 19 mm | 60 |
| S8702 | 6,37 m ² | 3112 mm | 2047 mm | | | | | 19 mm | 61 |
| S8717 | 6,44 m ² | 3077 mm | 2094 mm | | | | | 16 mm | 16 |
| S8205 | 6,50 m ² | 2550 mm | 2550 mm | | | | | 28 mm | 71 |

| | | 1 | 2 | 3 | 4 | 5 | 6 | 7 | |
|-------|---|---------------------------------------|--|---|---|--|---|--|------|
| REF | OPPERVLAKTE SURFACE SURFACE FLÄCHE | BREEDTE LARGEUR WIDTH BREITE | DIEPTE PROFONDEUR DEPTH TIEFE | STIJL STYLE STYLE STIL |  |  |  | WANDDIKTE ÉPAISSEUR PAROI WALL THICKNESS WANDSTÄRKE | PAG. |
| S8307 | 7,09 m ² | 2980 mm | 2380 mm |  | | ✓ | | 28 mm | 24 |
| S8326 | 7,09 m ² | 2980 mm | 2380 mm |  | | ✓ | | 28 mm | 48 |
| S844 | 7,09 m ² | 2980 mm | 2380 mm |  | | ✓ | | 28 mm | 69 |
| S8244 | 7,20 m ² | 3000 mm | 2400 mm |  | | ✓ | ✓ | 28 mm | 62 |
| S8603 | 7,39 m ² | 2980 mm | 2480 mm |  | | ✓ | | 19 mm | 20 |
| S8607 | 7,39 m ² | 2980 mm | 2480 mm |  | | ✓ | | 19 mm | 46 |
| S8221 | 7,96 m ² | 3296 mm | 2416 mm |  | | ✓ | | 28 mm | 55 |
| S8387 | 7,96 m ² | 3296 mm | 2416 mm |  | | ✓ | | 28 mm | 56 |
| S8319 | 8,52 m ² | 3580 mm | 2380 mm |  | | ✓ | ✓ | 28 mm | 25 |
| S8716 | 8,62 m ² | 3357 mm | 2567 mm |  | | ✓ | ✓ ✓ | 19 mm | 52 |
| S8217 | 8,71 m ² | 3611 mm | 2411 mm |  | | ✓ | | 28 mm | 57 |
| S877 | 8,88 m ² | 2980 mm | 2980 mm |  | ✓ | | ✓ | 28 mm | 26 |
| S8215 | 8,88 m ² | 2980 mm | 2980 mm |  | | ✓ | | 28 mm | 49 |
| S8507 | 8,88 m ² | 2980 mm | 2980 mm |  | | ✓ | | 28 mm | 67 |
| S8509 | 8,88 m ² | 2980 mm | 2980 mm |  | | ✓ | | 28 mm | 65 |
| S8980 | 8,88 m ² | 2980 mm | 2980 mm |  | ✓ | | ✓ ✓ | 40 mm | 39 |
| S8245 | 8,91 m ² | 3300 mm | 2700 mm |  | | ✓ | ✓ | 28 mm | 62 |
| S8246 | 8,91 m ² | 2986 mm | 2986 mm |  | | ✓ | ✓ | 28 mm | 63 |
| S8247 | 8,91 m ² | 2986 mm | 2986 mm |  | | ✓ | ✓ | 28 mm | 64 |
| S8323 | 8,98 m ² | 2996 mm | 2996 mm |  | | ✓ | | 28 mm | 58 |
| S8207 | 9,30 m ² | 3050 mm | 3050 mm |  | | ✓ | ✓ ✓ | 28 mm | 72 |
| S8275 | 10,67 m ² | 3580 mm | 2980 mm |  | | ✓ | ✓ | 28 mm | 27 |
| S8384 | 11,56 m ² | 3880 mm | 2980 mm |  | | ✓ | ✓ ✓ | 28 mm | 28 |
| S8505 | 11,56 m ² | 2980 mm | 3880 mm |  | | ✓ | | 28 mm | 66 |
| S8333 | 11,56 m ² | 3880 mm | 2980 mm |  | | ✓ | ✓ ✓ | 28 mm | 70 |
| S8964 | 11,70 m ² | 3880 mm | 2980 mm |  | | ✓ | ✓ | 34 mm | 36 |
| S8213 | 11,78 m ² | 3911 mm | 3011 mm |  | | ✓ | | 28 mm | 59 |
| S841 | 12,46 m ² | 4180 mm | 2980 mm |  | ✓ | ✓ | | 28 mm | 29 |
| S8308 | 12,46 m ² | 4180 mm | 2980 mm |  | | ✓ | ✓ ✓ | 28 mm | 30 |
| S8982 | 12,72 m ² | 3880 mm | 3280 mm |  | | ✓ | ✓ ✓ | 40 mm | 40 |
| S8994 | 13,71 m ² | 4180 mm | 3280 mm |  | | ✓ | ✓ | 40 mm | 50 |
| S8309 | 15,14 m ² | 5080 mm | 2980 mm |  | | ✓ | ✓ ✓ | 28 mm | 32 |
| S8965 | 15,21 m ² | 3880 mm | 3880 mm |  | | ✓ | ✓ | 34 mm | 37 |
| S835 | 15,71 m ² | 5080 mm | 3880 mm |  | | ✓ | ✓ ✓ | 28 mm | 33 |
| S8969 | 16,21 m ² | 4180 mm | 3880 mm |  | | ✓ | ✓ ✓ | 40 mm | 38 |
| S8386 | 16,22 m ² | 4180 mm | 3880 mm |  | | ✓ | ✓ ✓ | 28 mm | 31 |
| S8981 | 19,98 m ² | 4780 mm | 4180 mm |  | | ✓ | ✓ ✓ | 40 mm | 41 |
| S8970 | 22,04 m ² | 5680 mm | 3880 mm |  | ✓ | ✓ | ✓ ✓ | 40 mm | 42 |
| S8344 | 25,81 m ² | 5080 mm | 5080 mm |  | | ✓ | ✓ ✓ | 28 mm | 34 |
| S8346 | 28,94 m ² | 5380 mm | 5380 mm |  | | ✓ | ✓ ✓ | 28 mm | 35 |

NL Solid, opgericht in 1992, is een Belgische producent van 'houten constructies', zoals tuinhuizen, blokhutten, garages, carports, pergola's en kiosken.

Wij bieden een ruim gamma in diverse stijlen en afmetingen. Onze eindproducten zijn kant-en-klare bouwpakketten die verkocht worden via het doe-het-zelf retail kanaal.

Wij onderscheiden ons van de meeste van onze collega's door een rechtstreekse levering aan huis aan te bieden alsook de mogelijkheid tot montage met inbegrip van houtbehandeling. Bovendien bieden we een uitstekende service vóór, tijdens én na verkoop!

Naast de producten die u in deze catalogoog vindt, kan Solid u tevens een uitgebreid assortiment in tuinhoutproducten presenteren, zoals tuinschermen, omheiningen, borders, poorten, bloembakken, tegels, meubilair en zandbakken.

Contacteer ons gerust om u te helpen bij uw wensen of ontdek meer op www.solid.eu.

FR Fondé en 1992, Solid est un fabricant belge de 'constructions en bois', notamment des abris de jardin, chalets, garages, carports, pergolas et kiosques.

Nous proposons un large assortiment de produits dans différents styles et dimensions. Nos produits finaux sont des kits prêts à monter vendus par le biais des magasins de bricolage.

Nous nous distinguons de la plupart de nos collègues en offrant une livraison directe à domicile et la possibilité de montage et de traitement du bois de l'abri. De plus, nous proposons un excellent service avant, pendant et après la vente!

Outre les produits que vous trouverez dans ce catalogue, Solid est à même de vous fournir un assortiment étendu de produits en bois pour le jardin, comme des écrans de jardin, des clôtures, des bordures, des portails, des bacs à fleurs, des dalles, du mobilier et des bacs à sable.

N'hésitez pas à nous contacter ou à surfer sur www.solid.eu si vous désirez en savoir plus sur nos produits ou si vous avez des souhaits particuliers.

EN Founded in 1992, Solid is a Belgian producer of 'wooden structures' such as garden sheds, log cabins, garages, carports, pergolas and kiosks.

We offer a wide range in a variety of styles and sizes. Our finished products are ready-made kits that are sold through the do-it-yourself retail channel.

We distinguish ourselves from most of our competitors because of our direct home delivery service and our product assembly option, including wood treatment. We also offer an excellent service before, during and after sales!

In addition to the products listed in this catalogue, Solid can also offer you a wide range of timber garden products, such as garden screens, fences, borders, gates, flower boxes, tiles, furniture and sandboxes.

Feel free to contact us to seek assistance with your needs or find out more on www.solid.eu.

DE Solid wurde 1992 gegründet und ist ein belgischer Hersteller von 'Holzbauten', wie Gartenhäusern, Blockhütten, Garagen, Carports, Pergolen und Gartenlauben.

Wir bieten eine breite Auswahl an verschiedenen Stilrichtungen und Abmessungen. Unsere Endprodukte sind Fertigbausätze, die über den Baumarkt und Baustoffhandel angeboten werden.

Wir unterscheiden uns von den meisten unserer Mitbewerber durch die Hauslieferung und der Möglichkeit einer Montage durch unser Team, Holzbehandlung einbegriffen. Darüber hinaus bieten wir einen herausragenden Service vor, während und nach dem Verkauf!

Neben den Produkten, die Sie in vorliegendem Katalog finden, kann Solid Ihnen auch ein vielfältiges Angebot an Gartenholzprodukten präsentieren, wie Sichtschutzwände, Gartenzäune, Einfassungen, Tore, Blumenkasten, Holzfliesen, Mobiliar und Sandkästen.

Kontaktieren Sie uns doch einfach, damit wir Ihnen bei der Realisierung Ihrer Wünsche behilflich sein können, oder entdecken Sie mehr auf www.solid.eu.

Een centraal gelegen platform om de beste logistieke dienstverlening te kunnen garanderen. Een permanente stock welke u een hoge reactiviteit garandeert op het gebied van levering.

Une plateforme centralisée afin de garantir le meilleur service logistique et un stock permanent qui vous assure une haute réactivité en terme de livraison.

A centralized platform to ensure the best logistics service and a permanent stock which ensures a high reactivity in terms of delivery.

Eine zentrale Logistikplattform für bestmöglichen Lieferservice und ein ständiger Lagerbestand, welcher eine kurzfristige Warenverfügbarkeit ermöglicht.



HOE KIEST MEN HET GESCHIKTE TUINHUIS? COMMENT CHOISIR L'ABRI APPROPRIÉ? HOW TO CHOOSE THE APPROPRIATED GARDEN SHED? WIE MAN DAS PASSENDE GARTENHAUS AUSWÄHLT

BEPAAAL HET GEBRUIK VAN HET TUINHUIS - DÉFINISSEZ L'UTILISATION DU CHALET
DEFINE THE USE OF THE GARDEN SHED - BESTIMMEN SIE DEN VERWENDUNGSZWECK
FÜR IHR GARTENHAUS

STORAGE

Te weinig bergruimte in uw woning?
In een tuinhuisje kan u makkelijk al uw spullen veilig opbergen of hebt u uw tuinmateriaal altijd bij de hand.

Trop peu d' espace de rangement dans votre habitation ? Un abri de jardin vous permettra de stocker des objets en toute sécurité et d' avoir toujours votre matériel de jardin à portée de main.

Not enough storage space in your home? You can easily and safely store all your belongings in a garden shed and keep your gardening tools close at hand.

Zu wenig Stauraum in Ihrer Wohnung?
In einem Gartenhaus können Sie Ihr gesamtes Gartenzubehör bequem und sicher aufbewahren und haben es stets in Ihrer Nähe.



OUTDOOR LIVING & WORKING

Een gezellige zomeravond, maar net iets te fris om in openlucht te zitten? Onder een overkapping bent u beschermd en kan u toch lekker genieten van uw tuin en van de buitenlucht.

Une délicieuse soirée d' été, juste un peu trop fraîche pour rester dehors? Sous une couverture de terrasse, vous serez protégé tout en pouvant profiter de votre jardin et du grand air.

The summer evening is pleasant, yet somewhat cool to sit in the open air? A canopy affords your protection while still allowing you to enjoy your garden and the outdoors.

Ein geselliger Sommerabend, aber eigentlich etwas zu kalt, um an der frischen Luft zu sitzen? Unter einer Überdachung sind Sie geschützt und können dennoch Ihren Garten und die frische Luft genießen.



CAR PARKING

U wil uw auto veilig of beschermt bij uw woning parkeren? Met een garage of carport is dit zo geregeld.

Vous souhaitez stationner votre voiture en toute sécurité et à l'abri des intempéries, à proximité de votre habitation ? Un garage ou un carport, et c' est réglé.

You want to park your car safely or under a shelter at your property? A garage or carport is the solution.

Sie möchten Ihren Pkw bei Ihrer Wohnung sicher oder geschützt parken? Mit einer Garage oder einem Carport wird dieser Wunsch erfüllt.



OUTDOOR COVERING

Uw fietsen, tuinmeubilair, ... beschermen tegen weer en wind. Onder een eenvoudige constructie kan u comfortabel al uw spullen kwijt.

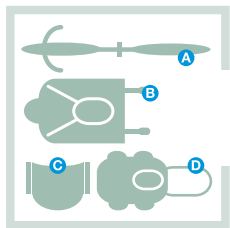
Protégez vos vélos, votre mobilier de jardin ... du vent et de la pluie. Une construction simple vous permet de ranger toutes vos affaires.

Protect your bicycles, garden furniture ... against wind and weather. You can comfortably store all your stuff under a simple structure.

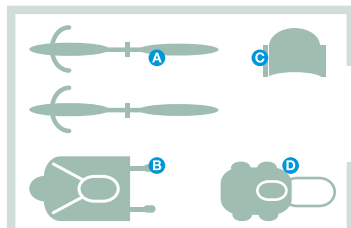
Ihre Fahrräder, Ihre Gartenmöbel, ... vor Wind und Wetter schützen. Unter einer einfachen Konstruktion bringen Sie Ihr gesamtes Sammelsurium bequem unter.



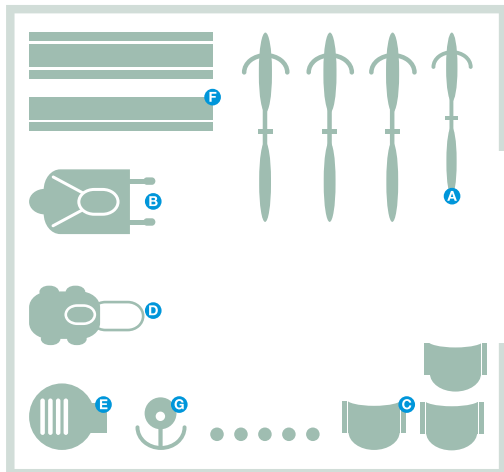
HOE GROOT MOET MIJN TUINHUIS ZIJN? - QUELLE DOIT ÊTRE LA TAILLE DE MON ABRI DE JARDIN? HOW LARGE SHOULD MY GARDEN SHED BE? - WIE GROSS MUSS MEIN GARTENHAUS SEIN?



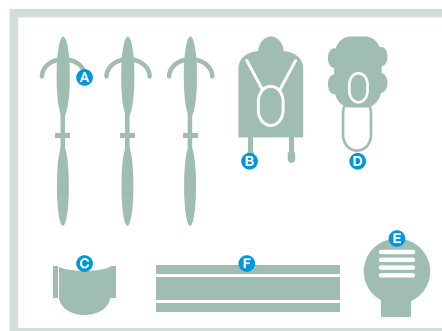
± 5 m²



± 8 m²



± 25 m²



± 15 m²

- A** Fiets - Bicyclette - Bicycle - Fahrrad
- B** Kruiwagen - Brouette - Wheelbarrow - Schubkarre
- C** Tuinstoelen - Chaises de jardin - Garden chairs - Gartenstühle
- D** Grasmachine - Tondeuse à gazon - Lawn mower - Rasenmäher
- E** BBQ - BBQ - Grill - Gril
- F** Plooitafel - Table pliante - Folding table - Klapp Tisch
- G** Bosmaaier - Débroussaileuse - Brushcutter - Motorsense

Bouwvergunning nodig?
Vraag het na bij uw gemeente.

Besoin d' un permis de bâtir?
Renseignez-vous auprès de
votre commune/mairie.

Do you need a building permit?
Check it with your city council.

Haben Sie eine
Baugenehmigung benötigen?
Überprüfen Sie bei Ihrer
Gemeinde.



HOE GEBEURT DE LEVERING VAN HET TUINHUIS? COMMENT SE FAIRE LIVRER L'ABRI DE JARDIN? HOW IS THE GARDEN SHED DELIVERED? WIE WIRD DAS GARTENHAUS GELIEFERT?



De houten constructies uit deze catalogus worden direct aan huis geleverd.
Les constructions en bois issus de ce catalogue sont directement livrés à domicile.
The wooden constructions in this catalogue are directly delivered at home.
Die Holzkonstruktionen in diesem Katalog sind direkt nach Hause geliefert.

HET VERLOOP VAN LEVERING AAN HUIS - DÉROULEMENT DE LA LIVRAISON À DOMICILE HOME DELIVERY PROCEDURE - VERHALTEN DER HAUSZUSTELLUNG

Een tiental dagen voor de levering wordt u geïnformeerd over de leveringsdatum. Deze gebeurt met een oplegger voorzien van een vorkheftruck. De levering van de goederen vindt plaats op het voetpad of op de berm aan de rand van de woning.

Une dizaine de jours avant la livraison de la construction vous êtes informé de la date de livraison. Celle-ci se fait avec une semi-remorque équipée d'un chariot élévateur. La livraison de la marchandise s'entend sur le trottoir ou accotement en limite de propriété.

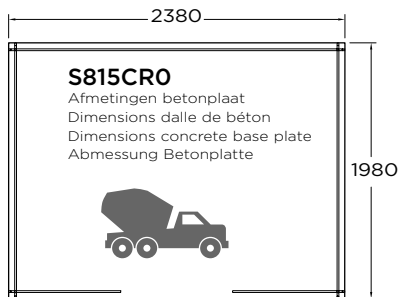
A dozen days before the delivery you are informed about the delivery date. The shipment is done with a semi-trailer provided with a forklift truck. The drop takes place on the sidewalk or on the roadside near to the home.

Einige Tage vor Auslieferung werden Sie über den genauen Liefertermin informiert. Der Transport wird von einem LKW mit Gabelstapler durchgeführt. Die Abladung erfolgt frei Bordsteinkante bzw. an den Straßenrand in der Nähe des Hauses.



WAT TE VOORZIEN VOOR HET TUINHUIS TOEKOMT? QUE FAUT-IL PRÉVOIR AVANT L'ARRIVÉE DE L'ABRI? WHAT SHOULD BE FORESEEN BEFORE THE ARRIVAL OF THE GARDEN SHED? WAS SOLLTE SCHON VOR DER ANKUNFT DES GARTENHAUSES VORBEREITET WERDEN?

EEN KWALITATIEVE FUNDERING - UNE FONDATION DE QUALITÉ A QUALITATIVE FOUNDATION - EIN TRAGFÄHIGES FUNDAMENT



Zorg ervoor dat u een correcte fundering hebt op een waterpas ondergrond welke voor de stabiliteit en duurzaamheid van de constructie zal zorgen. Kies voor een betonplaat. Om opstijgend vocht te vermijden, raden wij u aan een plastic folie onder de fundering te plaatsen.

Assurez-vous d'avoir des bonne fondations, sur un sol nivelé et tassé, qui assureront la stabilité et la durabilité de votre construction. Optez pour une dalle de béton. Pour éviter l'humidité remontante nous vous conseillons de placer une bâche plastique sous la fondation.

Make sure you have good foundations on a leveled and compacted soil which will ensure the stability and durability of your construction. Opt for a concrete base plate. To avoid rising damp we recommend placing a plastic foil under the foundation.

Stellen Sie sicher, dass Sie ein solides Fundament auf einer ebenen und verdichteten Oberfläche günden. Dadurch werden die Stabilität und die Dauerhaftigkeit Ihres

Gartenhauses maßgebend beeinflusst. Entscheiden Sie sich wahlweise für eine Betonbodenplatte. Um aufsteigende Feuchtigkeit zu vermeiden, empfehlen wir, eine Plastikfolie unter dem Fundament zu legen.

DE JUISTE BEHANDELING - LE TRAITEMENT ADÉQUAT THE APPROPRIATE TREATMENT - DIE RICHTIGE BEHANDLUNG



Voorzie een schimmelwerend product (aanbevolen) om het hout te behandelen voor de montage van de constructie en het aanbrengen van beits.

Prévoyez un traitement fongicide (conseillé) afin de traiter le bois avant le montage de la construction et l'application de la lasure.

Foresee a fungicide treatment (recommended) to treat the wood before the installation of the construction and application of the stain.

Wir empfehlen einen fungizid wirkenden Farbanstrich vorzusehen, welcher bereits vor dem Aufbau des Gartenhauses auf die Profilbohlen aufgebracht werden sollte.

BESCHIKBAAR GEÏMPREGNEERD - DISPONIBLE EN IMPRÉGNÉ AVAILABLE IMPREGNATED - KESSELD RUCKIMPRÄGNIERT ERHÄLT LICH




Deze behandeling biedt een duurzame bescherming tegen schimmels en hout-aantastende insecten.

Ce traitement offre une protection durable contre les moisissures et les insectes qui attaquent le bois.


This treatment provides lasting protection against fungi and wood-destructing insects.

Diese Behandlung bietet einen dauerhaften Schutz gegen Schimmel und sonstige Holzschädlinge.



28 mm

LAVAL
S815-1
 pag 21




28 mm

SARAN
S820-1
 pag 22




28 mm

NIMES
S8311-1
 pag 23




28 mm

SOLOGNE
S877-1
 pag 26




28 mm

CHIMAY
S8275-1
 pag 27



28 mm

DOLE
S8384-1
 pag 28




28 mm

NIORT
S8308-1
 pag 30



28 mm

ZÜRICH
S835-1
 pag 33




28 mm

VERNIER
S8346-1
 pag 35




28 mm

NEVERS
S8332-1
 pag 47




28 mm

RIOM
S8326-1
 pag 48




28 mm

BREST
S8215-1
 pag 49



28 mm

LIMERICK
S8505-1
 pag 66



28 mm

DAINVILLE
S844-1
 pag 69

HOE PLAATS IK HET TUINHUIS? COMMENT INSTALLER L'ABRI? HOW TO INSTALL THE GARDEN SHED? WIE EIN GARTENHAUS AUFBAUEN?

EEN TUINHUIS ZELF INSTALLEREN - INSTALLER UN ABRI SOI-MÊME INSTALL A GARDEN SHED BY HAND - WIE BAUEN SIE IHR GARTENHAUS MIT DER HAND AUF?

Bent u een handige doe-het-zelver? Een Solid houten constructie zelf installeren kan geen probleem zijn met de montagehandleiding bij de hand. Het is aanbevolen om de montage met 2 personen te doen. De volgende gereedschap zal nodig zijn voor het goede verloop van de montage van uw constructie.

Vous êtes un bricoleur habile ? Vous pourrez installer vous-même une construction en bois Solid sans le moindre problème à l'aide du manuel de montage fourni. Il est conseillé de faire le montage à 2 personnes. Les outils suivant seront nécessaire pour le bon déroulement de l'installation de la construction.

If you are a handy DIY enthusiast, you won't have any problems erecting a Solid wood construction with the assembly instructions at hand. It's recommended to erect the garden shed with 2 people. The following tools are necessary for the smooth running of the installation of the construction.

Sind Sie ein geschickter Heimwerker? Mit der beigefügten Aufbauanleitung dürfte das Selbst-Aufbauen eines Solid-Holzbaus kein Problem darstellen. Wir empfehlen, das Gartenhaus mit zwei Personen aufzubauen. Sie brauchen die folgenden Werkzeuge für einen effizienten Aufbau.



Volg stap per stap de montage van een **Solid** tuinhuis op volgende video.

Suivez le montage étape par étape d'un abri de jardin **Solid** sur la vidéo suivante.

Follow step by step the montage of a **Solid** garden shed on next movie.

Im folgenden Video sehen Sie die Montage eines **Solid** Gartenhauses Schritt für Schritt.

www.solid.eu/montage



EEN MONTAGETEAM INSCHAKELEN FAIRE MONTER L'ABRI PAR UNE ÉQUIPE DE MONTAGE TO LET AN INSTALLATION TEAM SET UP THE GARDEN SHED IHR GARTENHAUS VON EINEM BAU-TEAM ERFOLGEN LASSEN.



U wenst een montageteam in te schakelen voor het plaatsen van uw houten constructie?

Vous souhaitez faire monter votre abri de jardin par une équipe de montage ?


You want to have your garden shed set up by an installation team?

Sie möchten Ihr Gartenhaus durch ein erfahrenes Montageteam aufbauen lassen?



montage@solid.eu

HOE EEN TUINHUIS ONDERHOUDEN? COMMENT ENTREtenir UN ABRI? HOW TO MAINTAIN A GARDEN SHED? WIE EIN GARTENHAUS UNTERHALTEN?



EEN REGELMATIGE BEHANDELING - UN TRAITEMENT RÉGULIER
A REGULAR TREATMENT - EIN REGELMÄSSIGER UNTERHALT



Om een lange levensduur te verzekeren raden wij aan om uw houten constructie regelmatig te behandelen met een dekkende verf of een beits op waterbasis. Voor een goede afwatering adviseren wij ook goten en een wateropvangbak te plaatsen.

Pour prolonger la durée de vie de votre construction en bois, nous vous conseillons de la traiter régulièrement à l'aide d'une peinture opaque ou d'une lasure en phase aqueuse. Nous vous conseillons également de prévoir des gouttières ainsi qu'un collecteur d'eau pour une bonne évacuation des eaux.

To ensure the longevity of your wood construction, we recommend that you treat it regularly with an opaque paint or a water-based stain. In order to assure a good drainage, we advise to install gutters and a watercontainer.

Um eine lange Lebensdauer zu gewährleisten, empfehlen wir den Holzbau regelmäßig mit einer deckenden Farbe oder einer Beize auf Wasserbasis zu behandeln. Für einen guten Regenwasserabfluss empfehlen wir die Montage von Dachrinnen und das Aufstellen einer Regentonne.

RAMEN EN DEUREN - PORTES ET FENÊTRES WINDOWS AND DOORS - FENSTER UND TÜREN



MODERNE DEUR PORTE MODERNE MODERN DOOR MODERNE TÜR

- 1 Schuif- of scharnier systeem / Système coulissant ou à charnières / Sliding- or hinges system door / Schiebe- oder scharniere Tür
- 2 Wit plexiglas / Plexiglas blanc / White plexiglass / Weißes Plexiglas
- 3 Verlaagd aluminium drempel / Seuil de porte fin aluminium / Low entry door / Dunne Alu-Latte
- 4 Deurslot / Serrure à clefs / Doorlock / Türschloß



TRADITIONELE DEUR PORTE TRADITIONNELLE TRADITIONAL DOOR TRADITIONELLE TÜR

- 1 Scharnier systeem / Système à charnières / Hinges system / Scharniere System
- 2 Gehard glas / Verre trempé / Tempered glass / Gehartet Glass
- 3 Verlaagd aluminium drempel / Seuil de porte fin aluminium / Low entry door / Dunne Alu-Latte
- 4 Deurslot met kinderbeveiliging / Serrure à clefs avec sécurité enfant / Doorlock with children security / Türschloß mit Kindersicherheit



MODERN RAAM FENÊTRE MODERNE MODERN WINDOW MODERNE FENSTER

Vaste raam / fenêtres fixes / Fixed windows / Feste Fenster

Wit plexiglas / Plexiglas blanc / White plexiglass / Weißes Plexiglas



TRADITIONEEL RAAM FENÊTRE TRADITIONNELLE TRADITIONAL WINDOW TRADITIONELLE FENSTER

Draaikiep systeem / Système oscillo-battant / Tilt&turn system / Dreh-kipp System

Gehard glas / Verre trempé / Tempered glass / Gehartet Glass

KENMERKEN VAN SOLID CONSTRUCTIES CARACTÉRISTIQUES DES CONSTRUCTIONS SOLID CHARACTERISTICS OF SOLID GARDEN SHEDS EIGENSCHAFTEN DER SOLID GARTENHÄUSER



Het traditionele blokhuut bouwsysteem waarbij houten profielen met tand en groef op elkaar worden geplaatst.

Le système traditionnellement utilisé dans la construction de chalets de jardin: des profilés en bois dotés de languettes et de rainures qui s'emboîtent les uns dans les autres.

The traditional log cabin building system in which wooden profiles with tongue and groove are placed on top of each other.

Das traditionelle Blockhütten-Bausystem, bei dem Holzprofile mit Nut und Feder aufeinander gesetzt werden.



ROOF

De meeste tuinhuisen welke in deze catalogus terugkomen zijn voorzien van een dak met houten planketten van 16mm en van een zwarte roofing.

La plupart des abris repris dans ce catalogue sont fournis d'une toiture en planchettes de 16mm et un feutre bitumeux noir.

Most of the garden sheds from this catalogue are delivered with the roof in wooden profiles from 16mm and black roofing.

Die meisten der Gartenhäuser aus diesem Katalog sind mit dem Dach in Holzprofile von 16 mm und schwarz Bedachung geliefert.

TRADITIONAL




SECURITY GLASS

Alle tuinhuisen waar dit icoon voorkomt zijn voorzien van ramen met gehard glas.

Tous les Abris reprenant cette icône sont dotés de fenêtres en verre trempé.

All garden sheds where you can see this icon are equipped with tempered glass windows.

Alle Gartenhäuser, wo dieses Zeichen abgebildet ist, sind mit gehärteten Glasscheiben ausgestattet.



CHILDREN SECURITY

Alle tuinhuisen waar dit icoon voorkomt zijn voorzien van een slot met kinderbeveiliging.

Tous les abris reprenant cette icône sont dotés d'une serrure à clés avec une sécurité enfant.

All garden sheds where you can find this icon are equipped with a door lock with children security.

Alle Gartenhäuser, wo dieses Zeichen abgebildet ist, sind mit einem Türschloß mit Kindersicherheit ausgestattet.



VENTILATION

Alle tuinhuisen waar dit icoon voorkomt zijn voorzien van een ventilatieset.

Tous les Abris reprenant cette icône sont dotés d'un kit de ventilation.

All garden sheds where you can see this icon are equipped with a ventilation set.

Alle Gartenhäuser, wo dieses Zeichen abgebildet ist, sind mit einer Lüftungssatz geliefert.



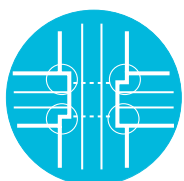
LOW ENTRY

Alle tuinhuisen waar dit icoon voorkomt zijn voorzien van een dunne aluminium drempel welke het binnenrijden met een fiets of grasmachine makkelijker maakt.

Tous les Abris reprenant cette icône sont dotés d'un seuil en aluminium très fin ce qui facilite le passage avec un vélo ou une tondeuse.

All garden sheds where you can see this icon are equipped with a fine aluminium threshold which facilitates the passage with a bike or mower.

Alle Gartenhäuser, wo dieses Zeichen abgebildet ist, sind mit einer dünnen Alu- Latte geliefert, was einen einfacheren Zugang mit dem Fahrrad oder Rasenmäher ermöglicht.



WINDBLOCK 34 - 40 mm

Alle tuinhuisen waar dit icoon voorkomt bevatten profielen voorzien van het Windblock systeem. Deze geeft een betere water- en winddichtheid aan uw tuinhuis.

Tous les abris reprenant l'icône suivante sont munis de profilés dotés du système Windblock. Ce dernier offre une meilleure imperméabilité et protection contre le vent.


All the sheds where you can find this icon are delivered with profiles having the Windblock system. This one gives a better water- and wind protection.

Alle Gartenhäuser, die diese Ikone haben, verfügen über Bretter mit dem System „Windblock“. Dies gibt Ihrem Gartenhaus eine bessere Wasser- und Winddichtheit.

KENMERKEN VAN SOLID CONSTRUCTIES CARACTÉRISTIQUES DES CONSTRUCTIONS SOLID CHARACTERISTICS OF SOLID GARDEN SHEDS EIGENSCHAFTEN DER SOLID GARTENHÄUSER



Houten profielen met tand en groef die makkelijk in elkaar te schuiven zijn en waarvan de uiteinden geconnecteerd worden via een metalen profiel.
Profilés en bois avec languettes et rainures faciles à glisser les uns dans les autres, dont les extrémités sont fixées à l'aide d'un profilé métallique.
Wooden profiles with tongue and groove which are easy to slide into each other and whose ends are connected through a metal profile.
Holzprofile mit Nut und Feder, die sich bequem ineinander schieben lassen und deren Enden über ein Metallprofil verbunden werden.



ROOF

De meeste tuinhuizen welke in deze catalogus terugkomen zijn voorzien van een dak met houten planketten van 16mm en van een zwarte roofing.

La plupart des abris repris dans ce catalogue sont fournis d'une toiture en planchettes de 16mm et un feutre bitumeux noir.

Most of the garden sheds from this catalogue are delivered with the roof in wooden profiles from 16mm and black roofing.

Die meisten der Gartenhäuser aus diesem Katalog sind mit dem Dach in Holzprofile von 16 mm und schwarz Bedachung geliefert.




PLEXIGLASS

De moderne tuinhuizen voorzien van een simpele of dubbele schuifdeur zijn geleverd met wit plexiglass (dikte 2mm).

Les abris modernes fournis avec une porte coulissante simple ou double sont livrés avec du plexiglass opaque (ép. 2mm).

The garden sheds foreseen with a simple or double sliding door are delivered with white plexiglass (thickn. 2mm).

Die modernen Gartenhäuser mit einem einzigen oder doppelten Schiebetüren sind mit weißen Plexiglass (Dicke 2mm) geliefert.



DOOR LOCK

De moderne tuinhuizen voorzien van een enkele of dubbele schuifdeur zijn geleverd met een deurslot.

Les abris modernes fournis avec une porte coulissante simple ou double sont livrés avec une serrure à clefs.

The garden sheds foreseen with a simple or double sliding door are delivered with a door lock.

Die modernen Gartenhäuser mit einem einzigen oder doppelten Schiebetüren sind mit einem Türschloss ausgestattet.



VENTILATION

Alle tuinhuizen waar dit icoon voorkomt zijn voorzien van een ventilatieset.

Tous les Abris reprenant cette icône sont dotés d'un kit de ventilation.

All garden sheds where you can see this icon are equipped with a ventilation set.

Alle Gartenhäuser, wo dieses Zeichen abgebildet ist, sind mit einer Lüftungssatz geliefert.



LOW ENTRY

Alle tuinhuizen waar dit icoon voorkomt zijn voorzien van een dunne aluminium drempel welke het binnenrijden met een fiets of grasmachine makkelijker maakt.

Tous les Abris reprenant cet icône sont dotés d'un seuil en aluminium très fin ce qui facilite le passage avec un vélo ou une tondeuse.

All garden sheds where you can see this icon are equipped with a fine aluminium threshold which facilitates the passage with a bike or mower.

Alle Gartenhäuser, wo dieses Zeichen abgebildet ist, sind mit einer dünnen Alu- Latte geliefert, was einen einfacheren Zugang mit dem Fahrrad oder Rasenmäher ermöglicht.



MOUNT & MATCH









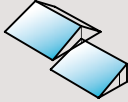

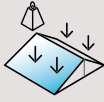


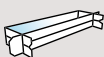



Op een aantal modellen vindt u ook het opbouwsysteem "Mount&Match" terug. Verschillende vooraf gemonteerde wandpanelen worden zijdelings of loodrecht tegen elkaar geplaatst en onderling verbonden.

Vous trouverez sur certains modèles également le système de montage «Mount&Match». Des panneaux muraux pré-montés sont placés les uns contre les autres latéralement ou perpendiculairement, puis reliés entre eux.


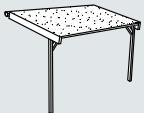



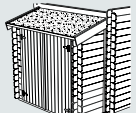

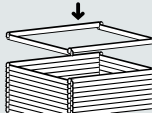





You will find the building system «Mount&Match» on some models as well. Various pre-mounted wall panels are placed side by side or perpendicularly to each other and interconnected.

Bei einigen Modellen befindet sich auch das Aufbausystem "Mount & Match". Verschiedene vormontierte Wandpaneele werden nebeneinander oder übereinander gesetzt und miteinander verbunden.

EIGENSCHAPPEN - CARACTÉRISTIQUES - FEATURES - EIGENSCHAFTEN

| | | | | | |
|---|---|---|---|---|--|
|  | Dikte/sectie Épaisseur/section Thickness Wandstärke |  | Gewicht Poids Weight Gewicht |  | Afmetingen verpakking Dimensions colis Size packing Maße der verpackungen |
|  | Oppervlakte te schilderen Surface à peindre Surface to paint Zu streichende Fläche |  | Sneeuwlast Charge de neige Snow load Schneelast |  | Grondoppervlakte binnen Surface intérieure au sol Interior ground surface Innenfläche |
|  | Grondoppervlakte buiten Surface extérieure au sol Exterior ground surface Aussenfläche |  | Buitenoppervlakte met oversteek Surface hors tout Exterior ground surface with overhang Gesamtfläche incl. Dachüberstand |  | Dakhelling en dakoppervlakte Pente et surface toiture Gradient and roof area Dachneigung und Dachfläche |
|  | Shingles Shingles Shingles Dachschindeln |  | Permanente last Charge normale Permanent load |  | Vloer Plancher Floor Boden |
|  | Paar luikjes Paire de volets Pair of shutters Paar Fensterladen |  | Bloembak Jardinière Flower box Blumenkasten |  | Roofing Roofing Roofing Dachpappe |
| | |  | Plexi Plexi Perspex Plexigla |  | Glas Vitre Glass Glass |

OPTIES (meerprijs) - OPTIONS (supplement) - OPTIONS (extra cost) - OPTIONEN (Aufpreis)

| | | | |
|---|---|---|---|
|  | Vloer dikte 16 mm Plancher épaisseur 16 mm Floor thickness 16 mm Boden Dicke 16 mm |  | S819 - EAN code: 5412025008193 Brandhoutberging 1250 mm breedte, aanpasbaar tot 3030 mm diepte (zwarte roofing). Bûcher largeur 1250 mm, adaptable jusqu'à 3030 mm de profondeur (roofing noir). Firewood bunker width 1250 mm adjustable to 3030 mm depth (black roofing). Scheppdach/Kaminholzunterstand Breite 1250 mm anpassbar bis 3030 mm tiefe (schwarze Dachpappe). |
|  | S8940 EAN code: 5412025089406 Paar luikjes Paire de volets Pair of shutters Paar Fensterladen |  | S8755 - EAN code: 5412025087556 Aanbouwkast 19 mm (zwarte roofing). Diepte 690 mm. Enkele deur breedte 1180 mm. Hoogte achteraan 1618 mm, hoogte vooraan 1451 mm. Armoire adossée 19 mm (roofing noir). Profondeur 690 mm. Simple porte largeur 1180 mm. Hauteur arrière 1618 mm, hauteur avant 1451 mm. Annex 19 mm (black roofing). Depth 690 mm. Single door width 1180 mm. Height rear 1618 mm, height front 1451 mm. Anbauschrank 19 mm (schwarze Dachpappe). Tiefe 690 mm. Tür 1-Flüglig Breite 1180 mm. Höhe hinten 1618 mm, Höhe vorne 1451 mm. |
|  | S891 EAN code: 5412025008919 Bloembak 28 mm Jardinière Flower box Blumenkasten |  | S8756 - EAN code: 5412025087563 Aanbouwkast 19 mm (zwarte roofing). Diepte 690 mm. Dubbele deur breedte 1780 mm. Hoogte achteraan 1618 mm, hoogte vooraan 1451 mm. Armoire adossée 19 mm (roofing noir). Profondeur 690 mm. Double porte largeur 1780 mm. Hauteur arrière 1618 mm, hauteur avant 1451 mm. Annex 19 mm (black roofing). Depth 690 mm. Double door width 1780 mm. Height rear 1618 mm, height front 1451 mm. Anbauschrank 19 mm (schwarze Dachpappe). Tiefe 690 mm. Tür 2-Flüglig Breite 1780 mm. Höhe hinten 1618 mm, Höhe vorne 1451 mm. |
|  | S577 EAN code: 5412025005772 |  | S9980 - EAN code: 5412025099801 Extra balklaag 28 mm (4 profielen van 5380 mm). Madriers supplémentaires 28 mm (4 profils de 5380 mm). Extra beams 28 mm (4 beans of 5380 mm). Zusätzliche Bohlenreihe 28 mm (4 Stck. Bohlen von 5380 mm). |
|  | S579 EAN code: 5412025005796 |  | S8079 - EAN code: 5412025080793 Raam (voor moderne blokhutten 28 mm) 475 x 1184 mm. Fenêtre (pour chalets modernes 28 mm) 475 x 1184 mm. Window (for modern cabins 28 mm) 475 x 1184 mm. Fenster (für moderne Blockhäuser 28 mm) 475 x 1184 mm. |
|  | S575 EAN code: 5412025005758 Aantal pakken shingles (3m ²) Nombre de packets de shingles (3m ²) Quantity of packs of shingles (3m ²) Die benötigte Zahl der Pakete dachschindeln (3m ²) |  | S8092 - EAN code: 5412025080922 Enkele deur met Low entry (lage drempel), verhard glas en slot met kinderbeveiliging. Porte simple avec Low entry (seuil rabassé), verre trempé et serrure avec sécurité enfant. Simple door with Low entry, tempered glass and door lock with children security. Einziges Tür mit Low entry, gehärtete Glasscheiben und Türschloss mit Kindersicherheit. |
|  | S520 EAN code: 5412025005208 Antistormkit Kit anti-tempête Fixing kit Windsicherung | | |

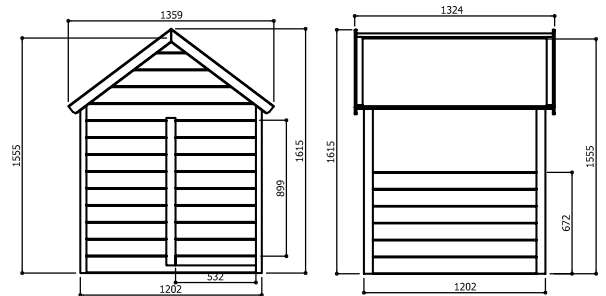
Kinderspeelhuisjes – Maisonettes enfants Playhouses – Kinderspielhaus

Playhouse traditional 1202 x 1202 x 1555 mm

S8400



OUTDOOR LIVING & WORKING

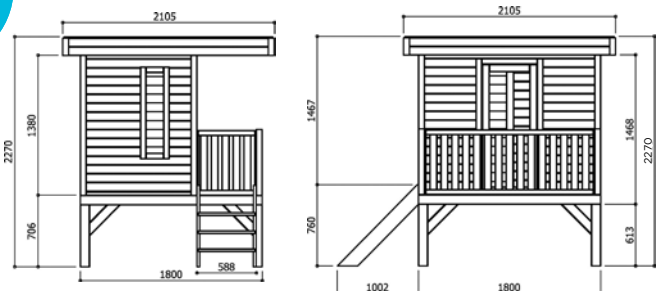


Playhouse modern on stilts 1800 x 1800 x 2270 mm

S8414



OUTDOOR LIVING & WORKING

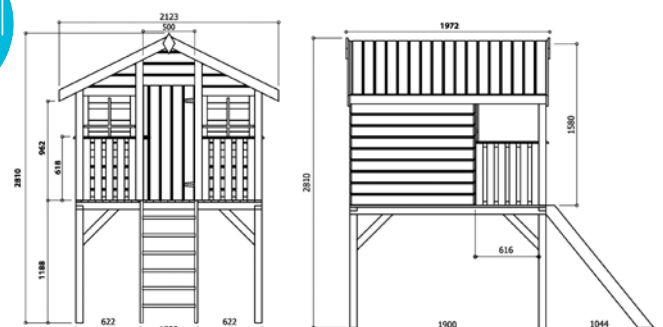


Playhouse traditional on stilts 1800 x 1900 x 2810 mm

S8405



OUTDOOR LIVING & WORKING



Opbergingskast – Abri de rangement Storage shelter – Lager

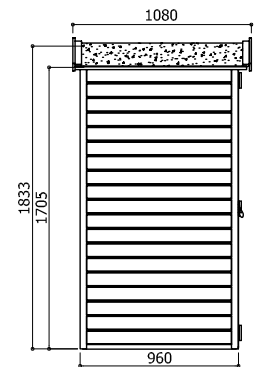
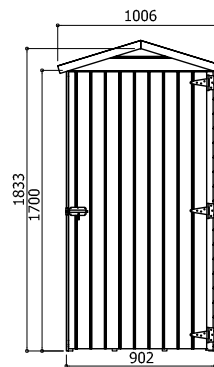
Storage traditional 902 x 960 x 1833 mm

S879-1



S879-1

STORAGE



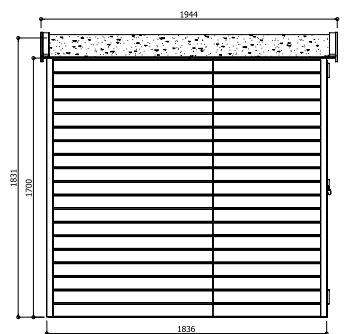
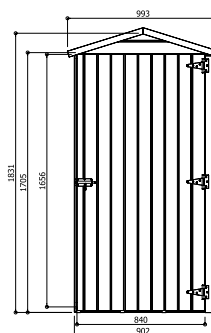
Storage traditional 902 x 1832 x 1833 mm

S858-1



S858-1

STORAGE



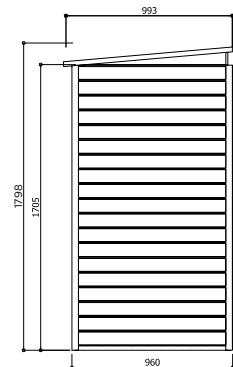
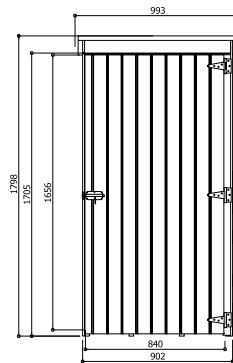
Opbergingskast – Abri de rangement Storage shelter – Lager

Storage modern 902 x 960 x 1798mm

S8581-1



STORAGE



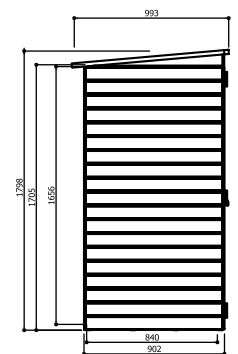
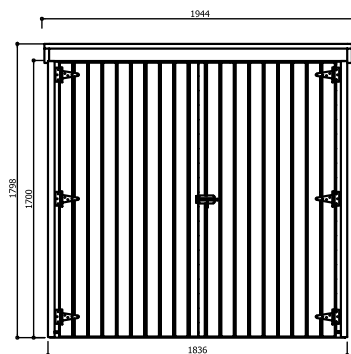
S8581-1

Storage modern 902 x 1832 x 1798mm

S8582-1



STORAGE



S8582-1



Traditional

OLERON 3077 x 2094 mm

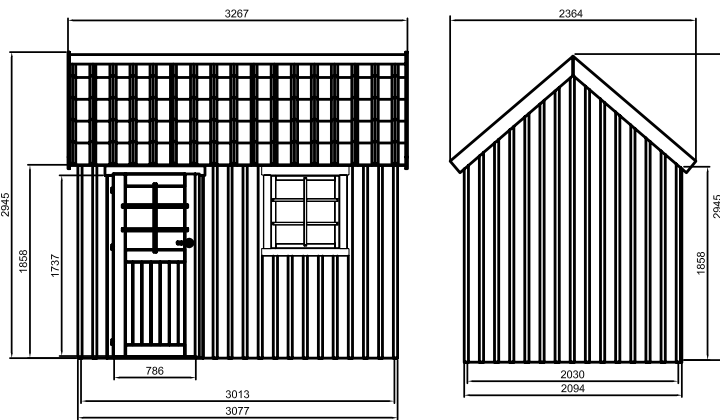


S8717

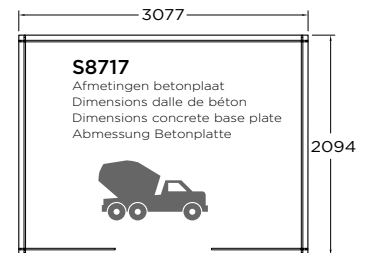


6.44 m²
S8717

Dak in rood gevlamde Onduvilla dakpanplaten - Toiture en plaques Onduvilla aspect tuiles rouge ombré - Roof in red Onduvilla tile strip - Dach in rot geflammten Onduvilla Dachplatten



STORAGE



EIGENSCHAPPEN - CARACTÉRISTIQUES - FEATURES - EIGENSCHAFTEN

| | | | | | |
|---------------------|---------------------|----------------------------|----------------------------|----------------------|--|
| 3 mm 16 mm | ± 490 kg | 3050 x 1170 x 740 mm | ± 21.06 m ² | 75 kg/m ² | |
| 6.12 m ² | 6.44 m ² | 7.72 m ² | 41° 9.52 m ² | | |

OPTIES - OPTIONS - OPTIONS - OPTIONEN



ESSEN 1980 x 1980 mm - 190 mm



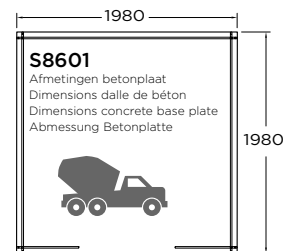
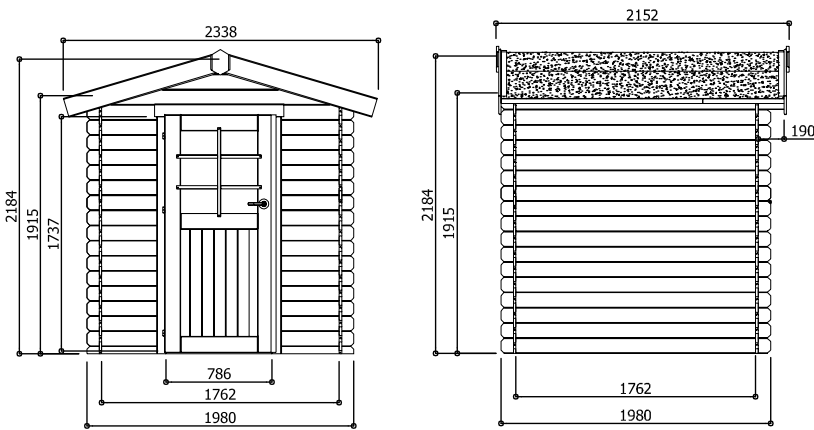
S8601















3.92 m²
S8601



STORAGE



EIGENSCHAPPEN - CARACTÉRISTIQUES - FEATURES - EIGENSCHAFTEN

| | | | | | |
|---|---|--|--|--|---|
|  16 mm 19 mm |  ± 320 kg |  2040 x 1120 x 600 mm |  ± 16 m ² |  75 kg/m ² |  |
|  3.10 m ² |  3.92 m ² |  5.03 m ² |  16° 4.88 m ² |  |  |

OPTIES - OPTIONS - OPTIONS - OPTIONEN

| | | | | | | | |
|--|---|---|--|--|--|---|--|
|  S819 |  S8755 |  S8756 |  3 x S579 |  3 x S575 |  3 x S577 |  S8231 |  S520 |
|--|---|---|--|--|--|---|--|

Traditional

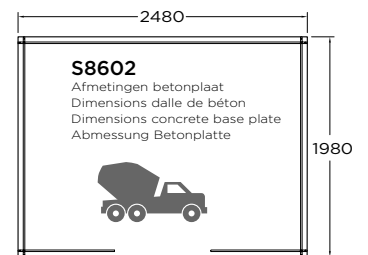
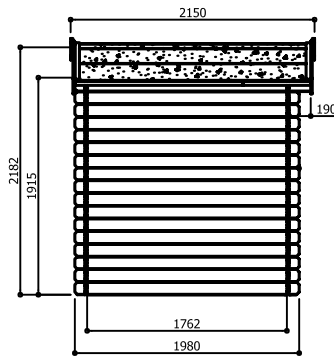
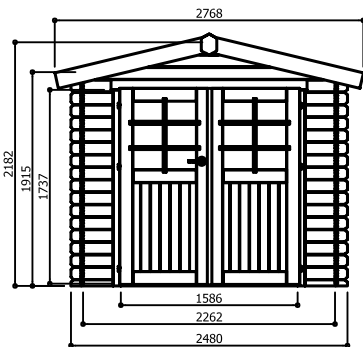
DRESDEN 2480 x 1980 mm - 190 mm















S8602



STORAGE



EIGENSCHAPPEN - CARACTÉRISTIQUES - FEATURES - EIGENSCHAFTEN

| | | | | | |
|---|---|--|--|--|---|
|  16 mm 19 mm |  ± 360 kg |  2530 x 1120 x 600 mm |  ± 18 m ² |  75 kg/m ² |  |
|  4.32 m ² |  4.91 m ² |  6.38 m ² |  16° 6.13 m ² |  |  |

OPTIES - OPTIONS - OPTIONS - OPTIONEN

| | | | | | | | |
|---|---|---|---|---|---|---|---|
| S819 | S8755 | S8756 | 3 x S579 | 3 x S575 | 3 x S577 | S8231 | S520 |
|  |  |  |  |  |  |  |  |

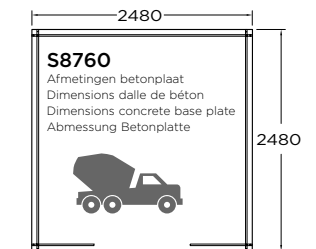
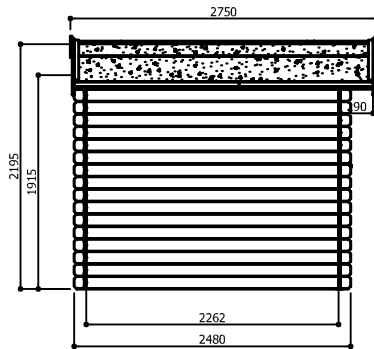
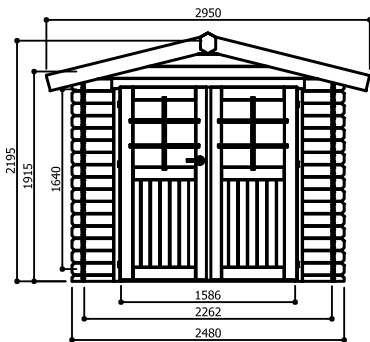
GERA 2480 x 2480 mm - 290 mm















S8760



STORAGE



EIGENSCHAPPEN - CARACTÉRISTIQUES - FEATURES - EIGENSCHAFTEN

| | | | | | |
|---|---|--|--|--|---|
|  16 mm 19 mm |  ± 380 kg |  2480 x 1200 x 400 mm |  ± 23.50 m ² |  75 kg/m ² |  |
|  5.12 m ² |  6.15 m ² |  8.11 m ² |  14° 7.90 m ² |  |  |

OPTIES - OPTIONS - OPTIONS - OPTIONEN

| | | | | | | | |
|--|---|---|--|--|--|--|--|
|  S819 |  S8755 |  S8756 |  3 x S579 |  3 x S575 |  3 x S577 |  S8232 |  S520 |
|--|---|---|--|--|--|--|--|

Traditional

AMBERG 2980 x 2480 mm - 190 mm

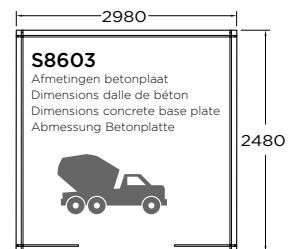
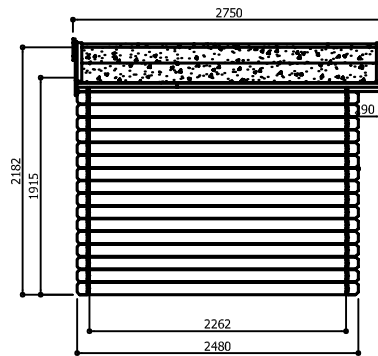
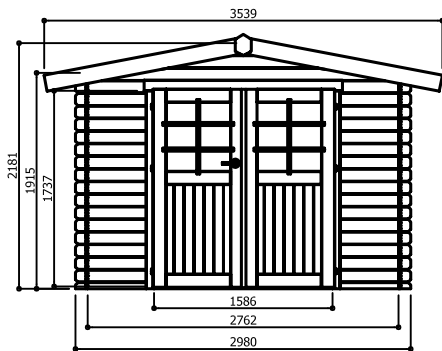


S8603















7.39 m²
S8603

STORAGE



EIGENSCHAPPEN - CARACTÉRISTIQUES - FEATURES - EIGENSCHAFTEN

| | | | | | |
|---|---|--|--|--|---|
|  16 mm 19 mm |  ± 420 kg |  3030 x 1120 x 600 mm |  ± 22 m ² |  75 kg/m ² |  |
|  6.25 m ² |  7.39 m ² |  9.73 m ² |  12° 9.38 m ² |  |  |

OPTIES - OPTIONS - OPTIONS - OPTIONEN

| | | | | | | | |
|--|---|---|--|--|--|---|--|
| S819  | S8755  | S8756  | 4 x S579  | 4 x S575  | 4 x S577  | S8231  | S520  |
|--|---|---|--|--|--|---|--|

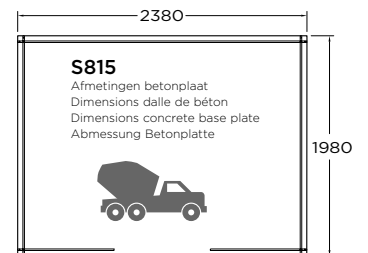
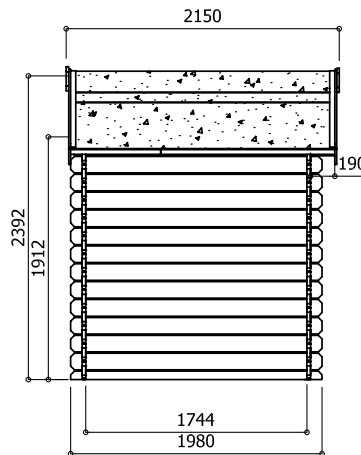
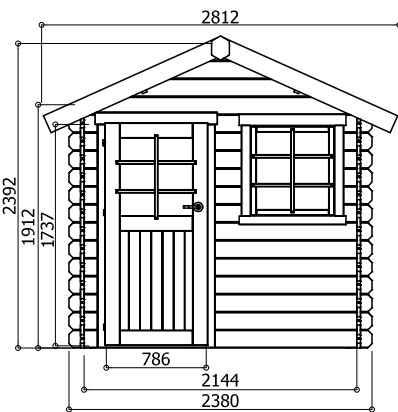
LAVAL 2380 x 1980 mm



S815



STORAGE



EIGENSCHAPPEN - CARACTÉRISTIQUES - FEATURES - EIGENSCHAFTEN

| | | | | | |
|---------------------|---------------------|----------------------|----------------------------|----------------------|--|
| 16 mm 28 mm | ± 380 kg | 2460 x 1190 x 579 mm | ± 21.70 m ² | 75 kg/m ² | |
| 3.74 m ² | 4.71 m ² | 6.05 m ² | 24° 6.13 m ² | | |

OPTIES - OPTIONS - OPTIONS - OPTIONEN

| | | | | | | | | | |
|------|-------|-------|-------|----------|----------|----------|------|------|------|
| S819 | S8755 | S8756 | S9980 | 3 x S579 | 3 x S575 | 3 x S577 | S850 | S891 | S520 |
|------|-------|-------|-------|----------|----------|----------|------|------|------|

Traditional

SARAN 2980 x 1980 mm



S820



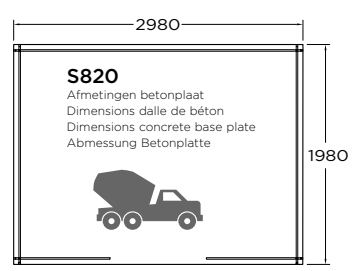
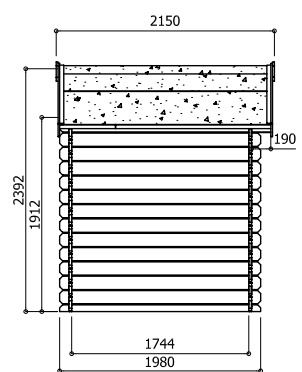
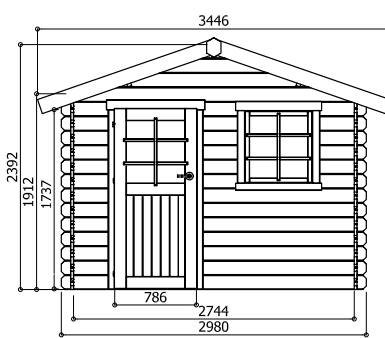
5.90 m²
S820

S820-1
EAN code: 5412025901364

S811-1
EAN code: 5412025902422



STORAGE



EIGENSCHAPPEN - CARACTÉRISTIQUES - FEATURES - EIGENSCHAFTEN

| | | | | | |
|---------------------|---------------------|----------------------------|----------------------------|----------------------|--|
| 16 mm 28 mm | ± 450 kg | 3290 x 1100 x 510 mm | ± 24.70 m ² | 75 kg/m ² | |
| 4.79 m ² | 5.90 m ² | 7.41 m ² | 19° 7.28 m ² | | |

OPTIES - OPTIONS - OPTIONS - OPTIONEN

| | | | | | | | | | |
|------|-------|-------|-------|----------|----------|----------|------|------|------|
| S819 | S8755 | S8756 | S9980 | 3 x S579 | 3 x S575 | 3 x S577 | S811 | S891 | S520 |
|------|-------|-------|-------|----------|----------|----------|------|------|------|

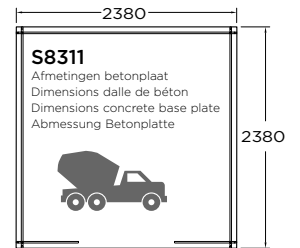
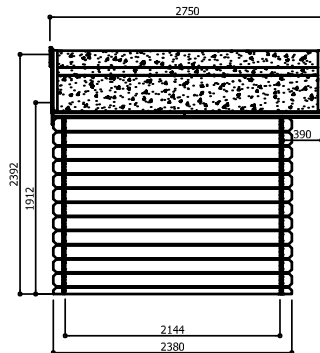
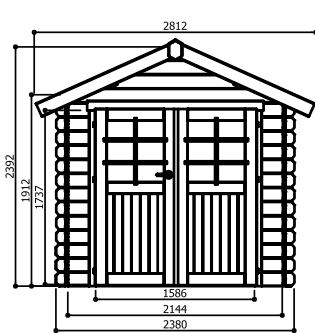
NIMES 2380 x 2380 mm - 390 mm















S8311



STORAGE



EIGENSCHAPPEN - CARACTÉRISTIQUES - FEATURES - EIGENSCHAFTEN

| | | | | | |
|---|---|--|--|--|---|
|  16 mm 28 mm |  ± 410 kg |  2430 x 1120 x 650 mm |  ± 19 m ² |  75 kg/m ² |  |
|  4.60 m ² |  5.66 m ² |  7.73 m ² |  23° 7.90 m ² |  |  |

OPTIES - OPTIONS - OPTIONS - OPTIONEN



Traditional

CHARTRES 2980 x 2380 mm - 390 mm

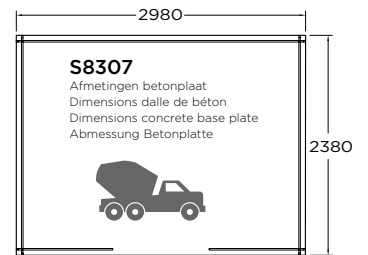
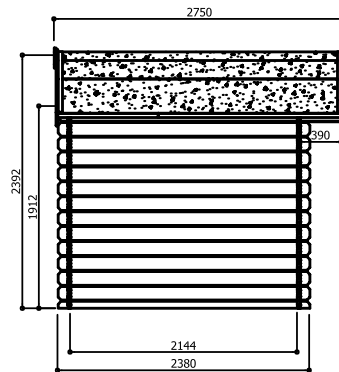
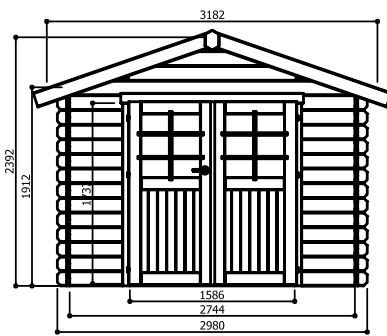


S8307



7.09 m²
S8307

STORAGE



EIGENSCHAPPEN - CARACTÉRISTIQUES - FEATURES - EIGENSCHAFTEN

| | | | | | |
|---------------------|---------------------|----------------------|----------------------------|----------------------|--|
| 16 mm 28 mm | ± 490 kg | 3290 x 1120 x 500 mm | ± 27.00 m ² | 75 kg/m ² | |
| 5.88 m ² | 7.09 m ² | 9.48 m ² | 19° 9.38 m ² | | |

OPTIES - OPTIONS - OPTIONS - OPTIONEN

| | | | | | | | | | |
|------|-------|-------|-------|----------|----------|----------|------|------|------|
| S819 | S8755 | S8756 | S9980 | 4 x S579 | 4 x S575 | 4 x S577 | S852 | S891 | S520 |
|------|-------|-------|-------|----------|----------|----------|------|------|------|

ARLES 3580 x 2380 mm

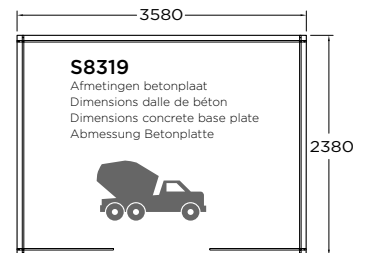
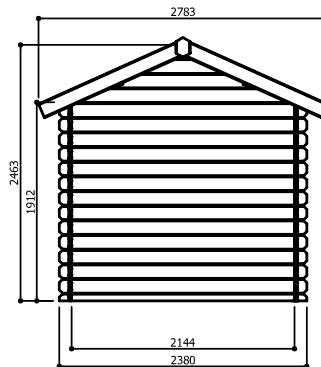
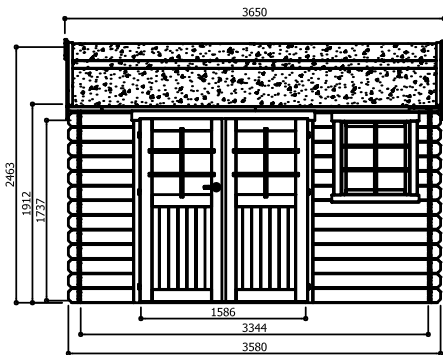


S8319



8.52 m²
S8319

STORAGE



EIGENSCHAPPEN - CARACTÉRISTIQUES - FEATURES - EIGENSCHAFTEN

| | | | | | |
|---------------------|---------------------|----------------------|-----------------------------|----------------------|--|
| 16 mm 28 mm | ± 460 kg | 3630 x 1120 x 650 mm | ± 24 m ² | 75 kg/m ² | |
| 7.17 m ² | 8.52 m ² | 10.16 m ² | 24° 10.55 m ² | | |

OPTIES - OPTIONS - OPTIONS - OPTIONEN

| | | | | | | | | | |
|------|-------|-------|-------|----------|----------|----------|------|------|------|
| S819 | S8755 | S8756 | S9980 | 5 x S579 | 5 x S575 | 5 x S577 | S852 | S891 | S520 |
|------|-------|-------|-------|----------|----------|----------|------|------|------|

Traditional

SOLOGNE 2980 x 2980 mm - 390 mm



S877



8.88 m²

S877 + S891

S877-1

EAN code: 5412025901432

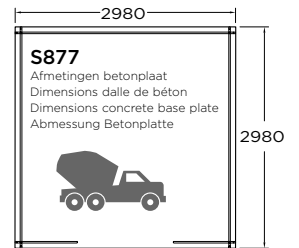
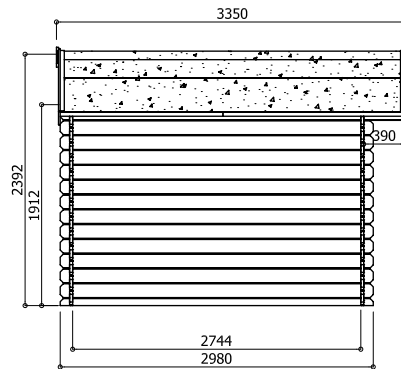
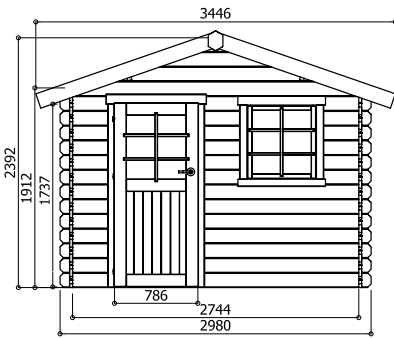


S852-1













EAN code: 5412025902439



STORAGE



EIGENSCHAPPEN - CARACTÉRISTIQUES - FEATURES - EIGENSCHAFTEN

| | | | | | |
|---|---|--|---|--|---|
|  16 mm 28 mm |  ± 560 kg |  3530 x 1190 x 480 mm |  ± 29.30 m ² |  75 kg/m ² |  |
|  7.53 m ² |  8.88 m ² |  11.54 m ² |  19° 11.48 m ² |  |  |

OPTIES - OPTIONS - OPTIONS - OPTIONEN

| | | | | | | | | | |
|--|---|---|---|--|--|---|--|--|--|
|  S819 |  S8755 |  S8756 |  S9980 |  5 x S579 |  5 x S575 |  5 x S577 |  S852 |  S891 |  S520 |
|--|---|---|---|--|--|---|--|--|--|

CHIMAY

3580 x 2980 mm - 390 mm



S8275



STORAGE



10.67 m²

S8275

S8275-1

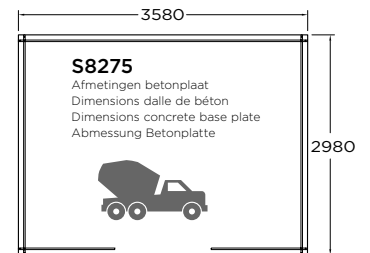
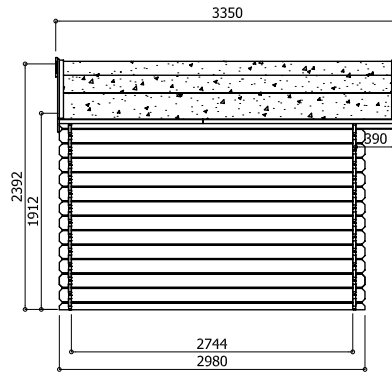
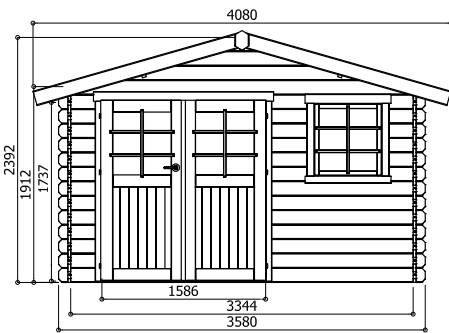
EAN code: 5412025901456















S8727-1

EAN code: 5412025902453

AUTOCLAVE



EIGENSCHAPPEN - CARACTÉRISTIQUES - FEATURES - EIGENSCHAFTEN

| | | | | | |
|---|--|--|---|--|---|
|  16 mm 28 mm |  ± 640 kg |  4190 x 1170 x 540 mm |  ± 32.30 m ² |  75 kg/m ² |  |
|  9.18 m ² |  10.67 m ² |  13.67 m ² |  16° 13.45 m ² |  |  |

OPTIES - OPTIONS - OPTIONS - OPTIONEN

| | | | | | | | | | |
|--|---|---|---|--|--|--|--|--|--|
|  S819 |  S8755 |  S8756 |  S9980 |  5 x S579 |  5 x S575 |  5 x S577 |  S8727 |  S891 |  S520 |
|--|---|---|---|--|--|--|--|--|--|

Traditional

DOLE 3880 x 2980 mm - 690 mm



S8384



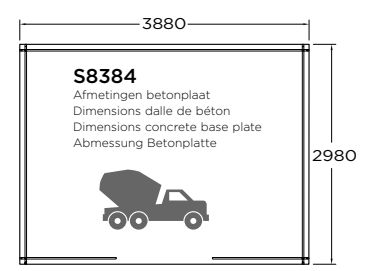
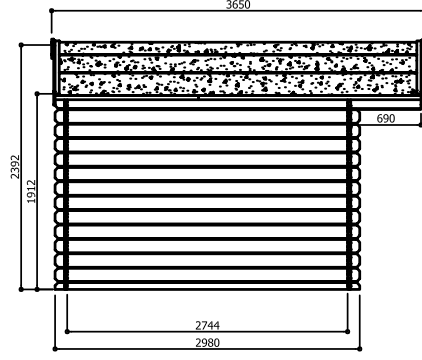
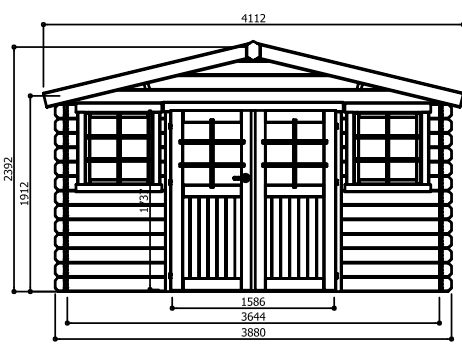
11.56 m²
S8384

S8384-1
EAN code: 5412025901494
S839-1
EAN code: 5412025902460



STORAGE

OUTDOOR LIVING & WORKING



EIGENSCHAPPEN - CARACTÉRISTIQUES - FEATURES - EIGENSCHAFTEN

| | | | | | |
|----------------------|----------------------|----------------------------|-----------------------------|----------------------|--|
| 16 mm 28 mm | ± 760 kg | 4200 x 1150 x 520 mm | ± 33.60 m ² | 75 kg/m ² | |
| 10.00 m ² | 11.56 m ² | 15.01 m ² | 14° 14.68 m ² | | |

OPTIES - OPTIONS - OPTIONS - OPTIONEN



PASSAGE 4180 x 2980 mm



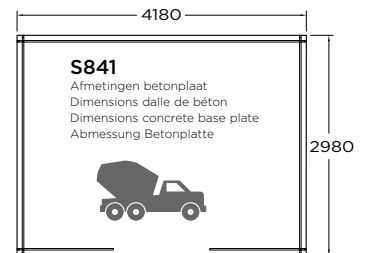
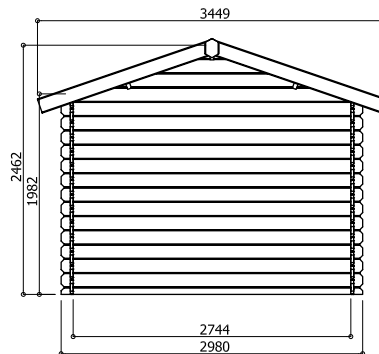
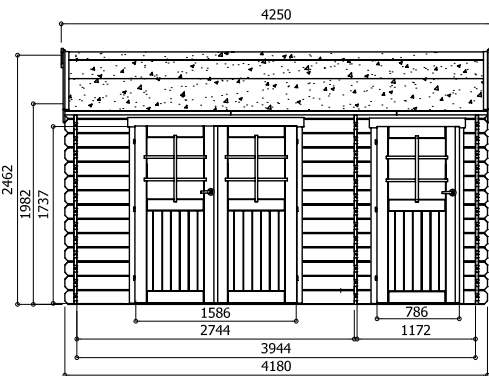
S841



12.46 m²

S841

Tuinhuis in 2 delen - Abri en 2 parties - Garden shed in 2 parts - Gartenhaus in 2 Teilen



STORAGE

OUTDOOR LIVING & WORKING



EIGENSCHAPPEN - CARACTÉRISTIQUES - FEATURES - EIGENSCHAFTEN

| | | | | | |
|----------------------|----------------------|----------------------------|-----------------------------|----------------------|--|
| 16 mm 28 mm | ± 820 kg | 4250 x 1200 x 600 mm | ± 33.80 m ² | 75 kg/m ² | |
| 10.82 m ² | 12.46 m ² | 14.66 m ² | 19° 14.87 m ² | | |

OPTIES - OPTIONS - OPTIONS - OPTIONEN




Traditional

NIORT 4180 x 2980 mm - 690 mm




S8308

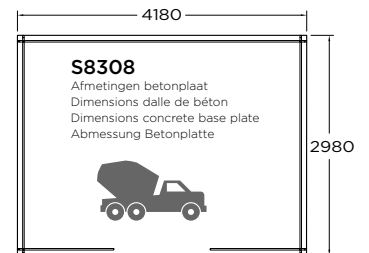
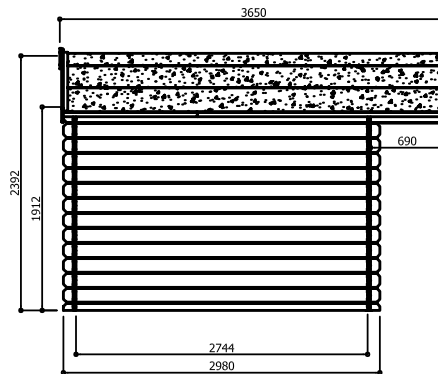
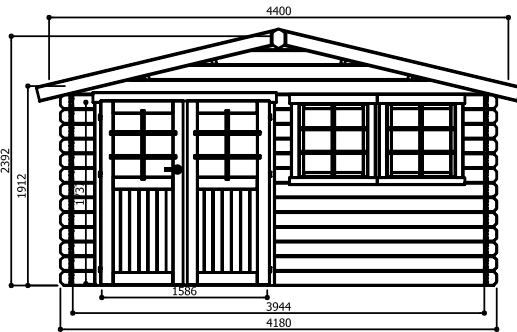


STORAGE













OUTDOOR LIVING & WORKING



S8308-1
 EAN code: 5412025902699
 **S825-1**
 EAN code: 5412025902491



EIGENSCHAPPEN - CARACTÉRISTIQUES - FEATURES - EIGENSCHAFTEN

| | | | | | |
|--|--|--|---|--|---|
|  16 mm 28 mm |  ± 590 kg |  4230 x 1120 x 650 mm |  ± 29 m ² |  75 kg/m ² |  |
|  10.82 m ² |  12.46 m ² |  16.06 m ² |  14° 16.83 m ² |  |  |

OPTIES - OPTIONS - OPTIONS - OPTIONEN

| | | | | | | | | | |
|--|---|---|---|--|--|--|---|--|--|
|  S819 |  S8755 |  S8756 |  S9980 |  7 x S579 |  7 x S575 |  7 x S577 |  S825 |  S891 |  S520 |
|--|---|---|---|--|--|--|---|--|--|

VISP 4180 x 3880 mm - 690 mm

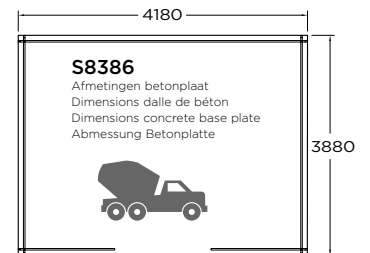

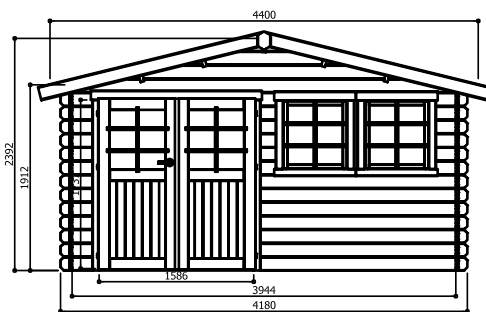


S8386















STORAGE

OUTDOOR LIVING & WORKING



EIGENSCHAPPEN - CARACTÉRISTIQUES - FEATURES - EIGENSCHAFTEN

| | | | | | |
|--|--|--|---|--|---|
|  16 mm 28 mm |  ± 850 kg |  4800 x 1080 x 530 mm |  ± 39.60 m ² |  75 kg/m ² |  |
|  14.37 m ² |  16.22 m ² |  21.12 m ² |  14° 21.06 m ² |  |  |

OPTIES - OPTIONS - OPTIONS - OPTIONEN

| | | | | | | | | | |
|--|---|---|---|--|--|--|---|--|--|
|  S819 |  S8755 |  S8756 |  S9980 |  8 x S579 |  8 x S575 |  8 x S577 |  S825 |  S891 |  S520 |
|--|---|---|---|--|--|--|---|--|--|

Traditional

DOUAI 5080 x 2980 mm - 690 mm



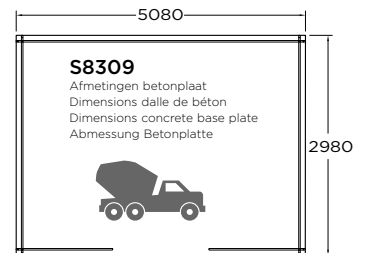

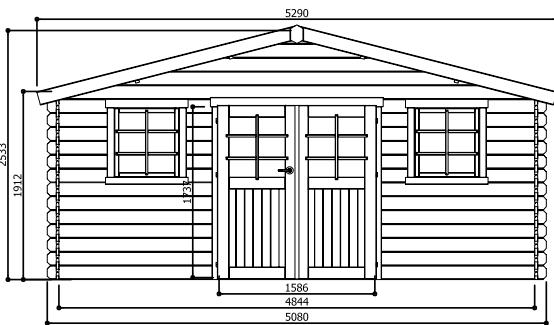
S8309















15.14 m²
S8309

STORAGE

OUTDOOR LIVING & WORKING



EIGENSCHAPPEN - CARACTÉRISTIQUES - FEATURES - EIGENSCHAFTEN

| | | | | | |
|--|--|--|---|--|---|
|  16 mm 28 mm |  ± 640 kg |  5130 x 1120 x 650 mm |  ± 32 m ² |  75 kg/m ² |  |
|  13.29 m ² |  15.14 m ² |  19.31 m ² |  14° 18.97 m ² |  |  |

OPTIES - OPTIONS - OPTIONS - OPTIONEN

| | | | | | | | | | |
|--|---|---|---|--|--|--|---|--|--|
| S819  | S8755  | S8756  | S9980  | 9 x S579  | 9 x S575  | 9 x S577  | S825  | S891  | S520  |
|--|---|---|---|--|--|--|---|--|--|

ZÜRICH 5080 x 3880 mm - 690 mm



S835



19.71 m²
S835

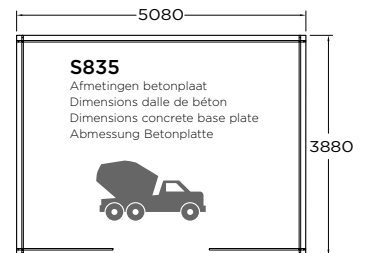

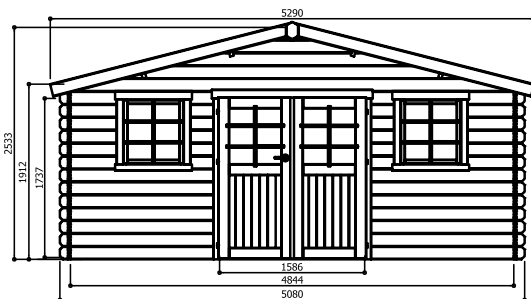
S835-1
EAN code: 5412025901647

S836-1
EAN code: 5412025902521



STORAGE

OUTDOOR LIVING & WORKING



EIGENSCHAPPEN - CARACTÉRISTIQUES - FEATURES - EIGENSCHAFTEN

| | | | | | |
|----------------------|----------------------|----------------------------|-----------------------------|----------------------|--|
| 16 mm 28 mm | ± 980 kg | 5430 x 1100 x 520 mm | ± 44.20 m ² | 75 kg/m ² | |
| 17.65 m ² | 19.71 m ² | 24.80 m ² | 14° 23.74 m ² | | |

OPTIES - OPTIONS - OPTIONS - OPTIONEN

| | | | | | | | | | |
|------|-------|-------|-------|-----------|-----------|-----------|------|------|------|
| S819 | S8755 | S8756 | S9980 | 10 x S579 | 10 x S575 | 10 x S577 | S836 | S891 | S520 |
|------|-------|-------|-------|-----------|-----------|-----------|------|------|------|

Traditional

MONTREUX 5080 x 5080 mm - 690 mm



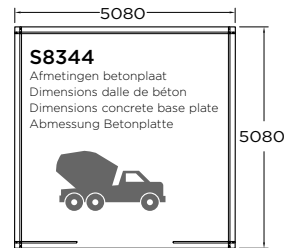

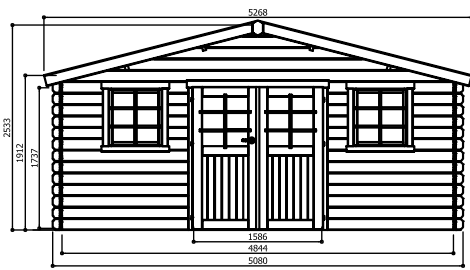

S8344















25.81 m²
S8344

STORAGE

OUTDOOR LIVING & WORKING



EIGENSCHAPPEN - CARACTÉRISTIQUES - FEATURES - EIGENSCHAFTEN

| | | | | | |
|--|--|--|---|--|---|
|  16 mm 28 mm |  ± 1150 kg |  5730 x 1180 x 570 mm |  ± 48.70 m ² |  75 kg/m ² |  |
|  23.46 m ² |  25.81 m ² |  30.29 m ² |  14° 30.10 m ² |  |  |

OPTIES - OPTIONS - OPTIONS - OPTIONEN

| | | | | | | | | | |
|--|---|---|---|---|---|---|--|--|--|
|  S819 |  S8755 |  S8756 |  S9980 |  11 x S579 |  11 x S575 |  11 x S577 |  S8235 |  S891 |  S520 |
|--|---|---|---|---|---|---|--|--|--|

VERNIER 5380 x 5380 mm - 690 mm



S8346



STORAGE

OUTDOOR LIVING & WORKING



28.94 m²

S8346

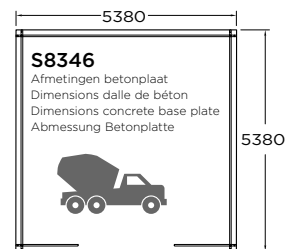

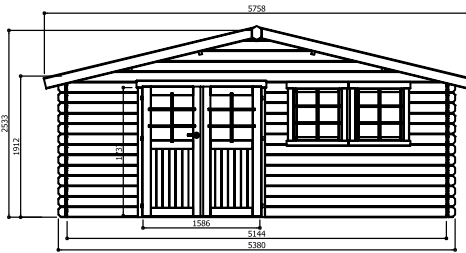
S8346-1

EAN code: 5412025901708



S8234-1

EAN code: 5412025902545



EIGENSCHAPPEN - CARACTÉRISTIQUES - FEATURES - EIGENSCHAFTEN

| | | | | | |
|----------------------|----------------------|----------------------|-----------------------------|----------------------|--|
| 16 mm 28 mm | ± 1370 kg | 6040 x 1170 x 565 mm | ± 52.30 m ² | 75 kg/m ² | |
| 26.46 m ³ | 28.94 m ² | 34.84 m ³ | 14° 35.28 m ² | | |

OPTIES - OPTIONS - OPTIONS - OPTIONEN

| | | | | | | | | | |
|------|-------|-------|-------|-----------|-----------|-----------|-------|------|------|
| S819 | S8755 | S8756 | S9980 | 13 x S579 | 13 x S575 | 13 x S577 | S8234 | S891 | S520 |
|------|-------|-------|-------|-----------|-----------|-----------|-------|------|------|

Traditional

SALZBURG 3880 x 2980 mm - 690 mm

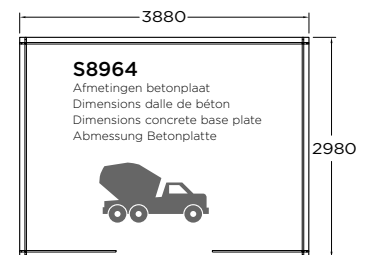
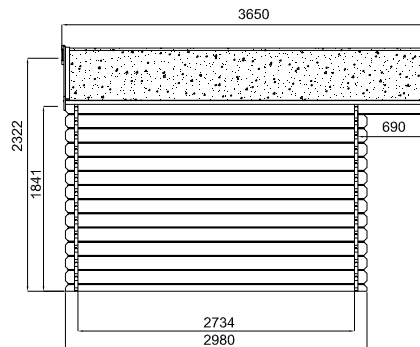
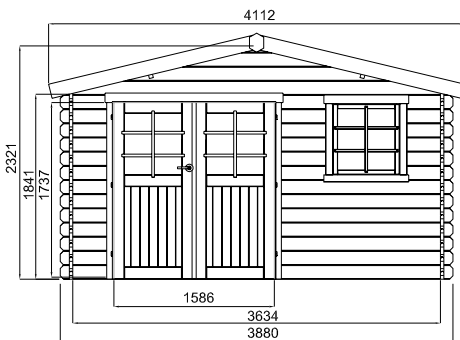



S8964



11.56 m²
S8964

STORAGE



EIGENSCHAPPEN - CARACTÉRISTIQUES - FEATURES - EIGENSCHAFTEN

| | | | | | |
|---------------------|----------------------|----------------------|-----------------------------|----------------------|--|
| 16 mm 34 mm | ± 725 kg | 4100 x 1180 x 555 mm | ± 30.00 m ² | 75 kg/m ² | |
| 9.94 m ² | 11.56 m ² | 13.78 m ² | 14° 13.45 m ² | | |

OPTIES - OPTIONS - OPTIONS - OPTIONEN

| | | | | | | | | | |
|------|-------|-------|----------|----------|----------|-------|------|-------|------|
| S819 | S8755 | S8756 | 6 x S579 | 6 x S575 | 6 x S577 | S8233 | S891 | S8940 | S520 |
|------|-------|-------|----------|----------|----------|-------|------|-------|------|

LINZ 3880 x 3880 mm - 690 mm



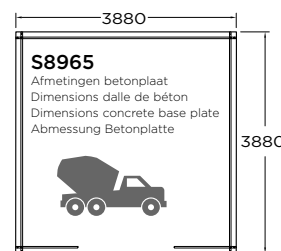

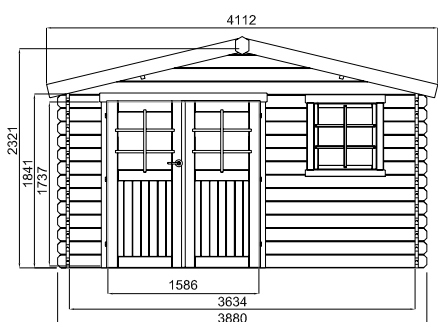
Traditional

S8965















STORAGE

15.05 m²
S8965



EIGENSCHAPPEN - CARACTÉRISTIQUES - FEATURES - EIGENSCHAFTEN

| | | | | | |
|--|--|--|---|--|---|
|  16 mm 34 mm |  ± 800 kg |  4100 x 1200 x 580 mm |  ± 33.76 m ² |  75 kg/m ² |  |
|  13.21 m ² |  15.05 m ² |  18.71 m ² |  14° 18.37 m ² |  |  |

OPTIES - OPTIONS - OPTIONS - OPTIONEN

| | | | | | | | | | |
|--|---|---|--|--|--|--|---|---|--|
|  S819 |  S8755 |  S8756 |  7 x S579 |  7 x S575 |  7 x S577 |  S852 |  S891 |  S8940 |  S520 |
|--|---|---|--|--|--|--|---|---|--|

Traditional

RIGNITZ 4180 x 3880 mm - 600 mm



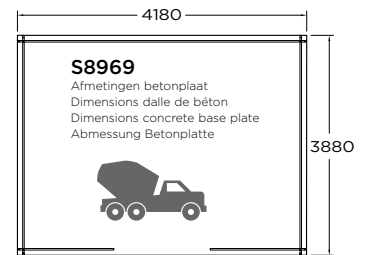
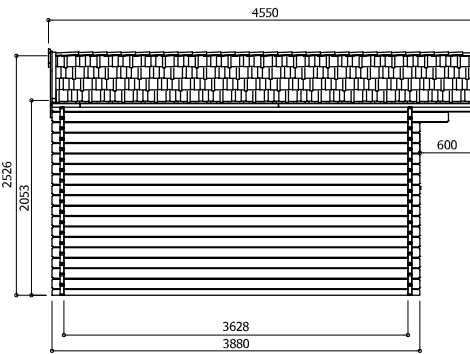
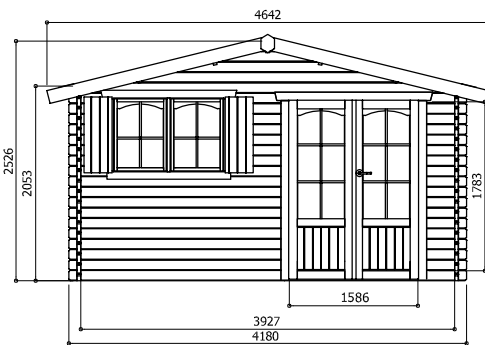

S8969



16.22 m²
S8969

STORAGE

OUTDOOR LIVING & WORKING



EIGENSCHAPPEN - CARACTÉRISTIQUES - FEATURES - EIGENSCHAFTEN

| | | | | | |
|----------------------|----------------------|----------------------------|-----------------------------|----------------------|--|
| 16 mm 40 mm | ± 1100 kg | 4500 x 1220 x 640 mm | ± 42.10 m ² | 75 kg/m ² | |
| 14.25 m ² | 16.22 m ² | 21.12 m ² | 13° 19.98 m ² | | |


OPTIES - OPTIONS - OPTIONS - OPTIONEN

| | | | | | |
|------|----------|----------|------|------|------|
| S819 | 8 x S575 | 8 x S577 | S825 | S891 | S520 |
|------|----------|----------|------|------|------|

CHAMONIX 2980 x 2980 mm - 796 mm



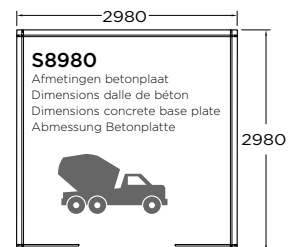
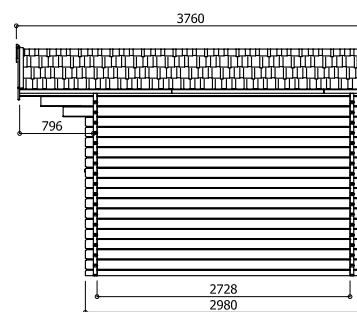
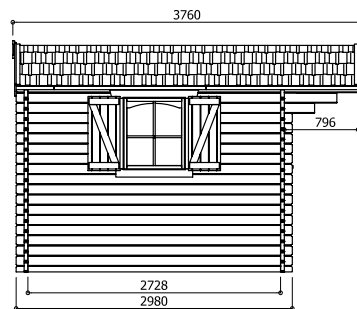
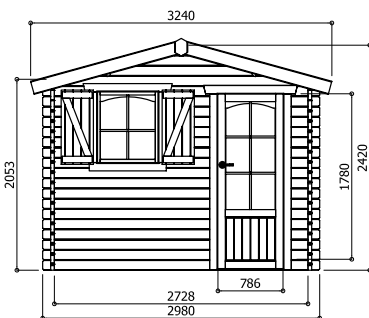

S8980



8.88 m²
S8980 + S891

STORAGE

OUTDOOR LIVING & WORKING



EIGENSCHAPPEN - CARACTÉRISTIQUES - FEATURES - EIGENSCHAFTEN

| | | | | | |
|---------------------|---------------------|----------------------|-----------------------------|----------------------|--|
| 16 mm 40 mm | ± 770 kg | 3750 x 1200 x 640 mm | ± 31.10 m ² | 75 kg/m ² | |
| 7.44 m ² | 8.88 m ² | 12.18 m ² | 12° 12.10 m ² | | |

OPTIES - OPTIONS - OPTIONS - OPTIONEN


| | | | | | |
|------|----------|----------|------|------|------|
| S819 | 5 x S575 | 5 x S577 | S852 | S891 | S520 |
| | | | | | |

Traditional

CHAMONIX 3880 x 3280 mm - 796 mm



S8982

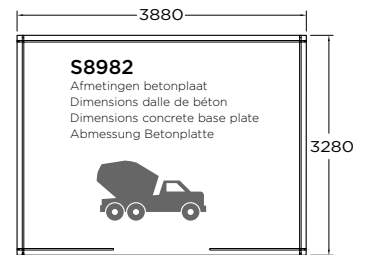
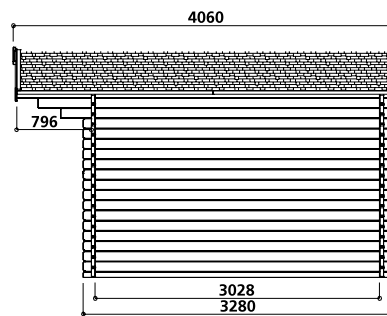
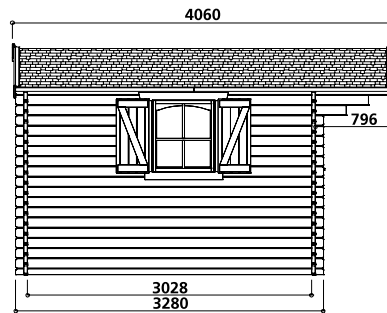
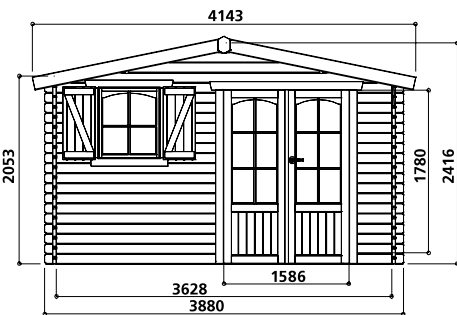



12.73 m²













S8982 + S891

STORAGE

OUTDOOR LIVING & WORKING



EIGENSCHAPPEN - CARACTÉRISTIQUES - FEATURES - EIGENSCHAFTEN

| | | | | | |
|--|--|--|---|--|---|
|  16 mm 40 mm |  ± 940 kg |  4190 x 1200 x 690 mm |  ± 36.70 m ² |  75 kg/m ² |  |
|  10.99 m ² |  12.73 m ² |  16.82 m ² |  12° 16.68 m ² |  |  |

OPTIES - OPTIONS - OPTIONS - OPTIONEN

| | | | | | |
|---|---|---|---|---|---|
| S819 | 7 x S575 | 7 x S577 | S839 | S891 | S520 |
|  |  |  |  |  |  |

CHAMONIX 4780 x 4180 mm - 1166 mm



Traditional

S8981




19.98 m²
S8981



STORAGE

OUTDOOR LIVING & WORKING



LOW ENTRY



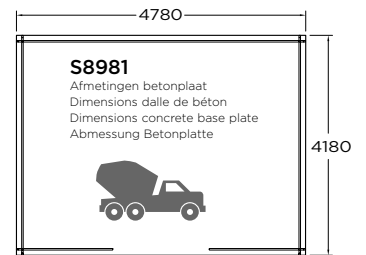
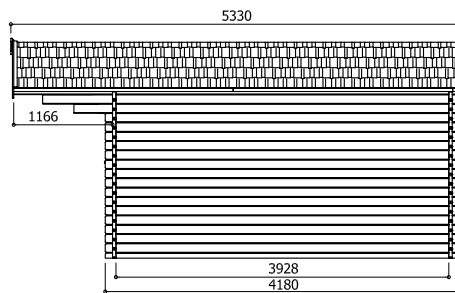
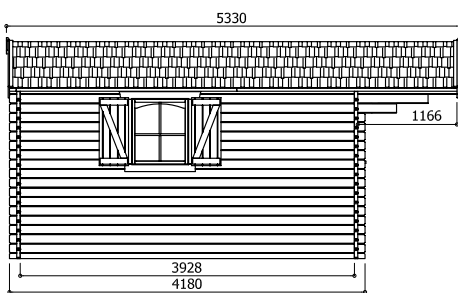
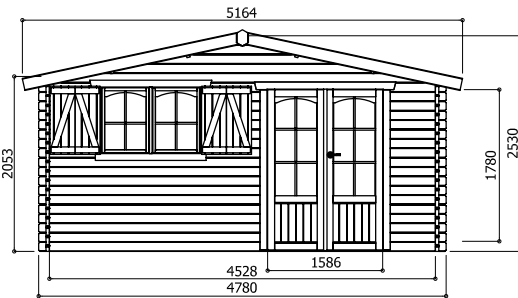
SECURITY GLASS



CHILDREN SECURITY



IN OUT



EIGENSCHAPPEN - CARACTÉRISTIQUES - FEATURES - EIGENSCHAFTEN

| | | | | | |
|----------------------|----------------------|----------------------------|-----------------------------|----------------------|--|
| 16 mm 40 mm | ± 1400 kg | 5300 x 1195 x 675 mm | ± 48.00 m ² | 75 kg/m ² | |
| 17.79 m ² | 19.98 m ² | 27.52 m ² | 12° 27.25 m ² | | |

OPTIES - OPTIONS - OPTIONS - OPTIONEN

| | | | | | |
|------|-----------|-----------|-------|------|------|
| S819 | 11 x S575 | 11 x S577 | S8986 | S891 | S520 |
| | | | | | |

Traditional

ROSTOCK 5680 x 3880 mm - 600 mm




S8970



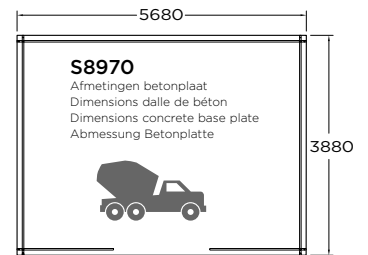
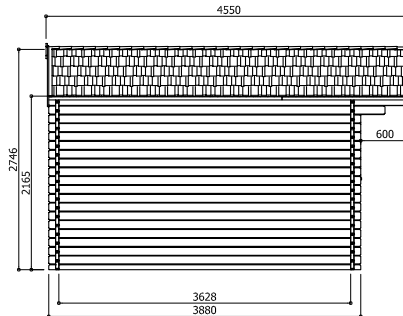
22.04 m²
S8970

STORAGE

OUTDOOR LIVING & WORKING



Tuinhuis in 2 delen - Abri en 2 parties - Garden shed in 2 parts - Gartenhaus in 2 Teilen



EIGENSCHAPPEN - CARACTÉRISTIQUES - FEATURES - EIGENSCHAFTEN

| | | | | | | | | | | |
|--|----------------------|--|-----------------------|--|--|--|-----------------------------|--|----------------------|--|
| | 16 mm 40 mm | | ± 1000 kg ± 700 kg | | 5750 x 1250 x 600 mm 5400 x 1250 x 250 mm | | ± 51.50 m ² | | 75 kg/m ² | |
| | 19.69 m ² | | 22.04 m ² | | 26.33 m ² | | 12° 25.98 m ² | | | |

OPTIES - OPTIONS - OPTIONS - OPTIONEN

| | | | | | |
|------|-----------|-----------|-------|------|------|
| S819 | 11 x S575 | 11 x S577 | S8236 | S891 | S520 |
| | | | | | |

Modern

S8604

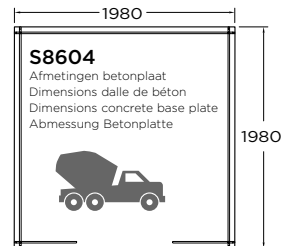

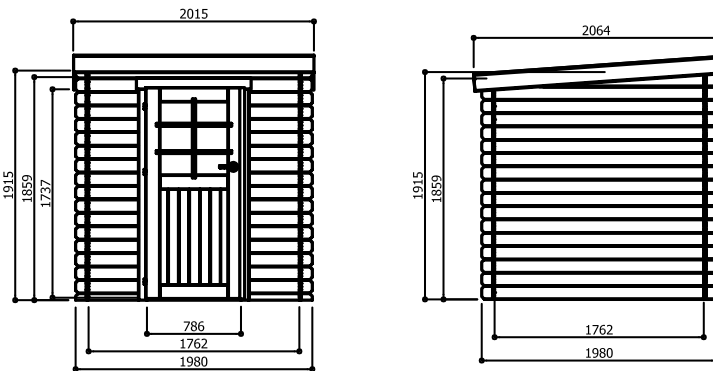
PASSAU 1980 x 1980 mm



STORAGE




3.92 m²
S8604



EIGENSCHAPPEN - CARACTÉRISTIQUES - FEATURES - EIGENSCHAFTEN

| | | | | | |
|---------------------|---------------------|----------------------|---------------------------|----------------------|--|
| 16 mm 19 mm | ± 230 kg | 2030 x 1120 x 600 mm | ± 16 m ² | 75 kg/m ² | |
| 3.10 m ² | 3.92 m ² | 4.16 m ² | 3° 4.06 m ² | | |

OPTIES - OPTIONS - OPTIONS - OPTIONEN



Modern

STENDAL 2480 x 1980 mm

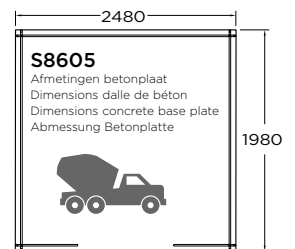
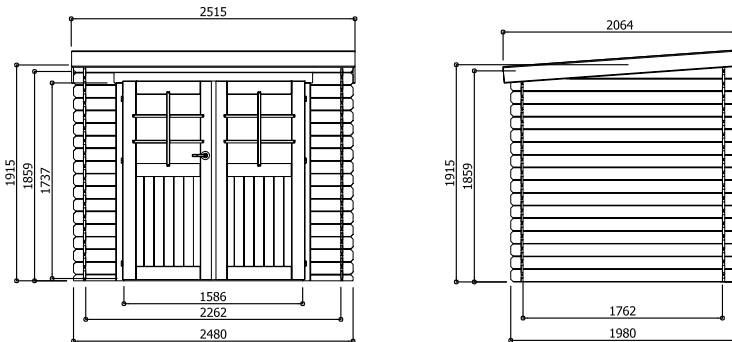


S8605



4.91 m²
S8605

STORAGE



EIGENSCHAPPEN - CARACTÉRISTIQUES - FEATURES - EIGENSCHAFTEN

| | | | | | |
|---------------------|---------------------|----------------------|----------------------------|----------------------|--|
| 16 mm 19 mm | ± 390 kg | 2530 x 1120 x 600 mm | ± 18 m ² | 75 kg/m ² | |
| 3.99 m ² | 4.91 m ² | 5.19 m ² | 16° 5.08 m ² | | |

OPTIES - OPTIONS - OPTIONS - OPTIONEN

| | | | | |
|------|-------|-------|-------|------|
| S819 | S8755 | S8756 | S8231 | S520 |
|------|-------|-------|-------|------|

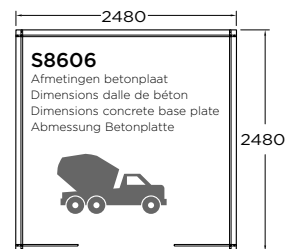
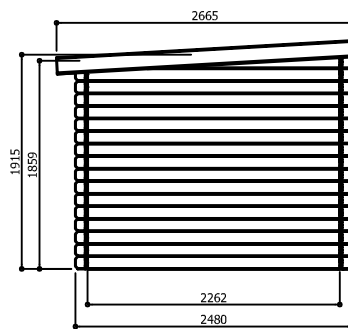
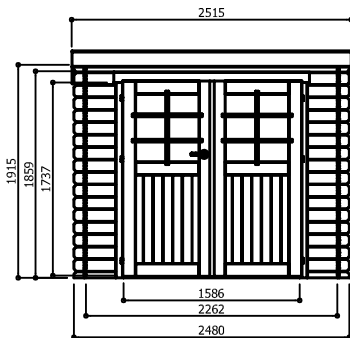
Modern

S8606













HOF 2480 x 2480 mm








STORAGE



EIGENSCHAPPEN - CARACTÉRISTIQUES - FEATURES - EIGENSCHAFTEN

| | | | | | |
|---|---|--|---|--|---|
|  16 mm 19 mm |  ± 320 kg |  2750 x 1200 x 400 mm |  ± 20.10 m ² |  75 kg/m ² |  |
|  5.12 m ² |  6.15 m ² |  9.03 m ² |  3° 7.88 m ² |  |  |

OPTIES - OPTIONS - OPTIONS - OPTIONEN

| | | | | |
|--|---|---|---|--|
|  S819 |  S8755 |  S8756 |  S8232 |  S520 |
|--|---|---|---|--|

Modern

JENA 2980 x 2480 mm

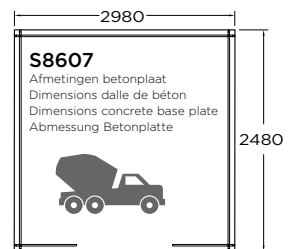
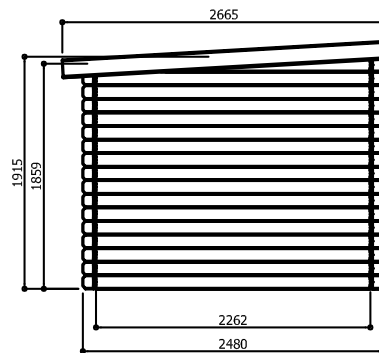
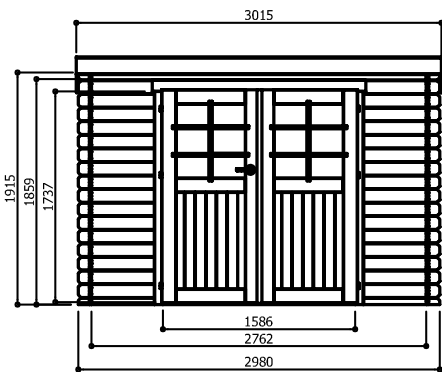


S8607



7.39 m²
S8607

STORAGE



EIGENSCHAPPEN - CARACTÉRISTIQUES - FEATURES - EIGENSCHAFTEN

| | | | | | |
|---------------------|---------------------|----------------------|----------------------------|----------------------|--|
| 16 mm 19 mm | ± 360 kg | 3030 x 1120 x 600 mm | ± 22 m ² | 75 kg/m ² | |
| 6.25 m ² | 7.39 m ² | 7.88 m ² | 16° 7.88 m ² | | |

OPTIES - OPTIONS - OPTIONS - OPTIONEN

| | | | | |
|------|-------|-------|------|------|
| S819 | S8755 | S8756 | S852 | S520 |
|------|-------|-------|------|------|

Modern

NEVERS 2380 x 2380 mm



S8332



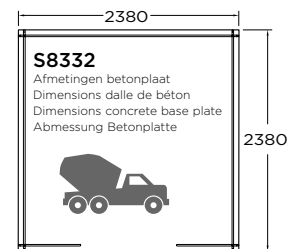
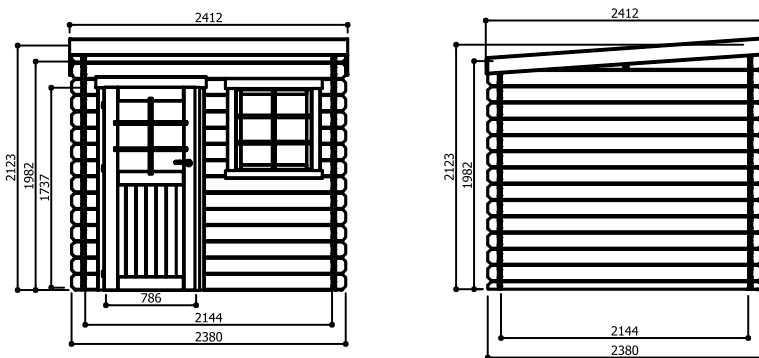
STORAGE















5.66 m²
S8332

S8332-1
EAN code: 5412025902675

S8232-1
EAN code: 5412025902415



EIGENSCHAPPEN - CARACTÉRISTIQUES - FEATURES - EIGENSCHAFTEN

| | | | | | |
|---|---|--|---|--|---|
|  16 mm 28 mm |  ± 410 kg |  2430 x 1120 x 650 mm |  ± 19 m ² |  75 kg/m ² |  |
|  4.60 m ² |  5.66 m ² |  5.82 m ² |  4° 5.60 m ² |  |  |

OPTIES - OPTIONS - OPTIONS - OPTIONEN



Modern

RIOM 2980 x 2380 mm



S8326



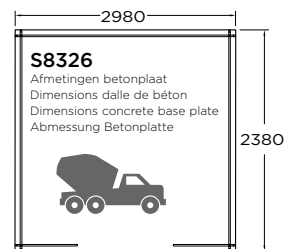
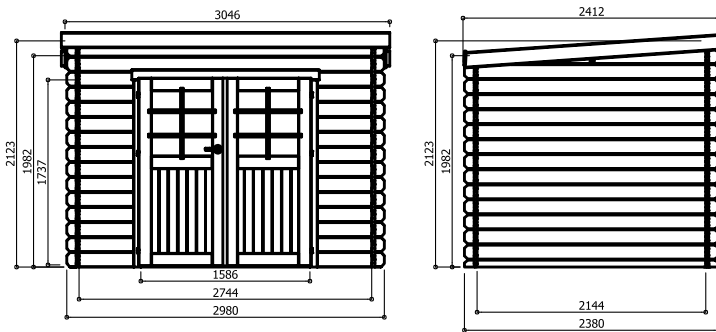
7.09 m²
S8326

S8326-1
EAN code: 5412025902705

S852-1
EAN code: 5412025902439




STORAGE



EIGENSCHAPPEN - CARACTÉRISTIQUES - FEATURES - EIGENSCHAFTEN

| | | | | | |
|---------------------|---------------------|----------------------|----------------------------|----------------------|--|
| 16 mm 28 mm | ± 490 kg | 3030 x 1120 x 650 mm | ± 21.50 m ² | 75 kg/m ² | |
| 5.88 m ² | 7.09 m ² | 7.35 m ² | 16° 7.00 m ² | | |

OPTIES - OPTIONS - OPTIONS - OPTIONEN



Modern

BREST 2980 x 2980 mm



S8215

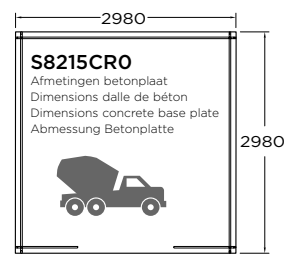
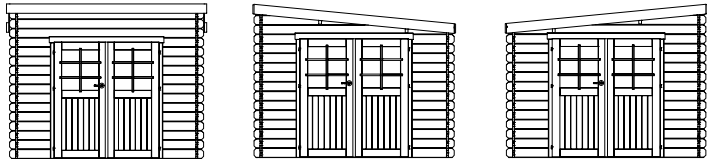
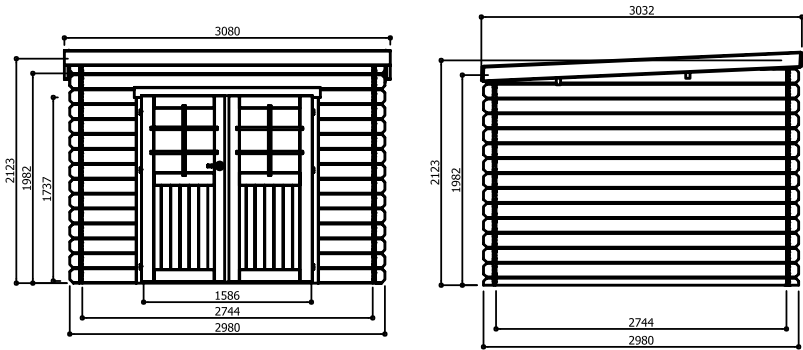


STORAGE



8.88 m²
S8215

S8215-1
EAN code: 5412025902637
S852-1
EAN code: 5412025902439



EIGENSCHAPPEN - CARACTÉRISTIQUES - FEATURES - EIGENSCHAFTEN

| | | | | | |
|---------------------|---------------------|----------------------|---------------------------|----------------------|--|
| 16 mm 28 mm | ± 480 kg | 3460 x 1100 x 500 mm | ± 25.90 m ² | 75 kg/m ² | |
| 7.53 m ² | 8.88 m ² | 9.28 m ² | 5° 8.79 m ² | | |

OPTIES - OPTIONS - OPTIONS - OPTIONEN



Modern

VIBORG 4180 x 3280 mm

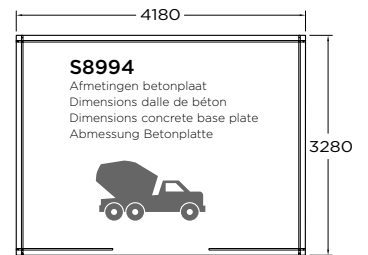
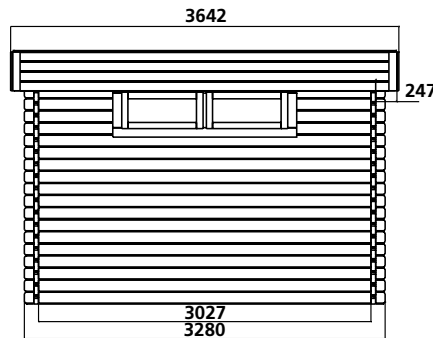
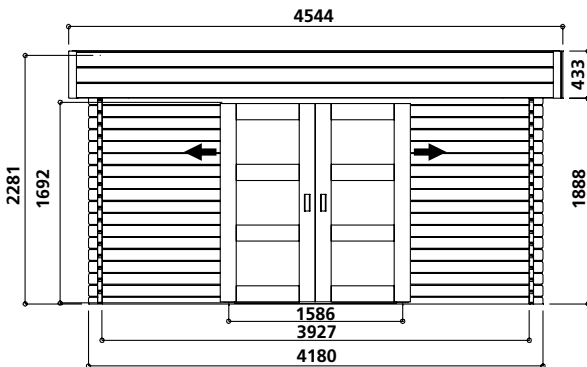


S8994















13.71 m²
S8994


STORAGE



EIGENSCHAPPEN - CARACTÉRISTIQUES - FEATURES - EIGENSCHAFTEN


| | | | | | |
|--|--|--|--|--|---|
|  16 mm 40 mm |  ± 960 kg |  4640 x 1210 x 690 mm |  ± 38.00 m ² |  75 kg/m ² |  white |
|  11.89 m ² |  13.71 m ² |  16.55 m ² |  4° 16.00 m ² |  |  |

OPTIES - OPTIONS - OPTIONS - OPTIONEN



Modern

LUND 2672 x 1874 mm



S8715

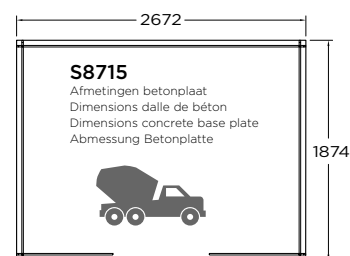
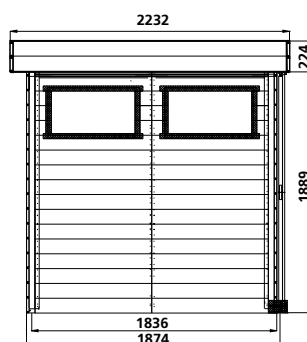
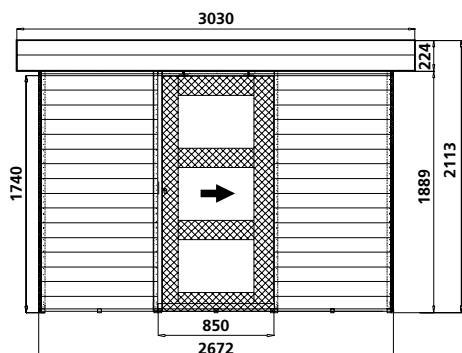


STORAGE



5.03 m²
S8715


Model ongeveer verkocht - Modèle vendu non peint - Model sold unpainted - Modellverkauf naturbelassen, unlackiert



EIGENSCHAPPEN - CARACTÉRISTIQUES - FEATURES - EIGENSCHAFTEN

| | | | | | |
|-------------------------|---------------------|----------------------|---------------------------|----------------------|-------|
| 16 mm 19 mm 16 mm | ± 320 kg | 2350 x 1170 x 850 mm | ± 21.70 m ² | 75 kg/m ² | white |
| 4.85 m ² | 5.03 m ² | 6.69 m ² | 4° 6.27 m ² | | |

OPTIES - OPTIONS - OPTIONS - OPTIONEN



Modern

SJOBO 3357 x 2567 mm



S8716



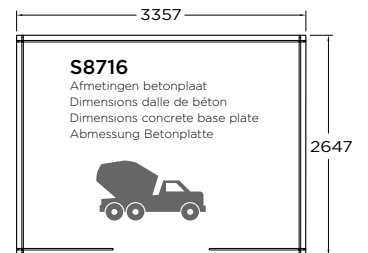
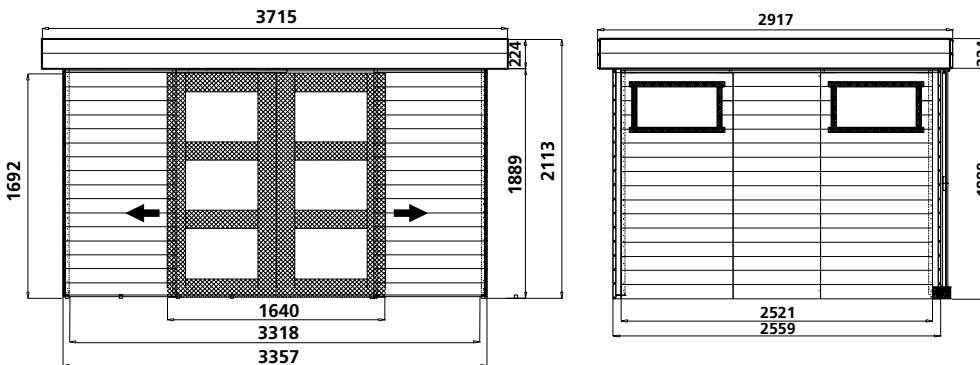
STORAGE



8.62 m²

S8716


Model ongeveer/verfde verkocht - Modèle vendu non peint - Model sold unpainted - Modellverkauf naturbelassen, unlackiert



EIGENSCHAPPEN - CARACTÉRISTIQUES - FEATURES - EIGENSCHAFTEN

| | | | | | |
|-------------------------|---------------------|----------------------------|-----------------------------|----------------------|-------|
| 16 mm 19 mm 16 mm | ± 430 kg | 2150 x 1170 x 950 mm | ± 27.10 m ² | 75 kg/m ² | white |
| 8.39 m ² | 8.62 m ² | 10.49 m ² | 3.5° 9.91 m ² | | |

OPTIES - OPTIONS - OPTIONS - OPTIONEN



Modern

BERGEN 2400 x 2016 mm

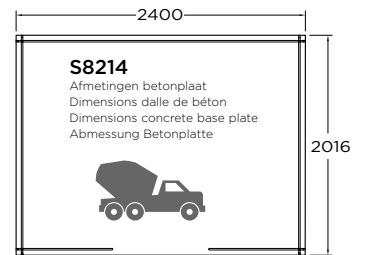
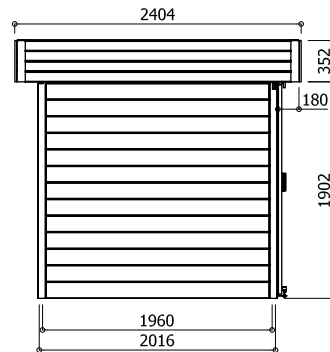
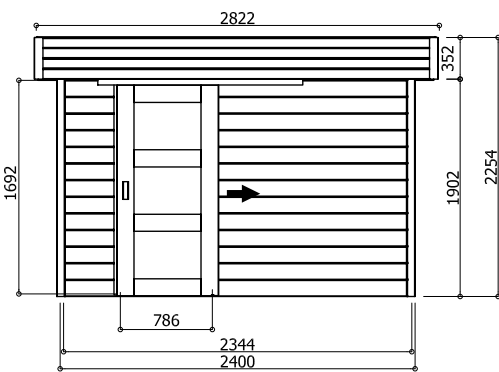


S8214



4.84 m²
S8214

STORAGE



EIGENSCHAPPEN - CARACTÉRISTIQUES - FEATURES - EIGENSCHAFTEN

| | | | | | |
|---------------------|---------------------|----------------------|---------------------------|----------------------|-------|
| 16 mm 28 mm | ± 430 kg | 3350 x 1170 x 520 mm | ± 23.60 m ² | 75 kg/m ² | white |
| 4.59 m ² | 4.84 m ² | 6.78 m ² | 3° 6.40 m ² | | |

OPTIES - OPTIONS - OPTIONS - OPTIONEN

| | | | | |
|------|-------|-------|------|-------|
| S819 | S8755 | S8756 | S850 | S8079 |
|------|-------|-------|------|-------|

Modern

OSLO 3011 x 2011 mm

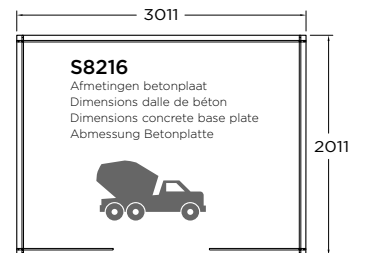
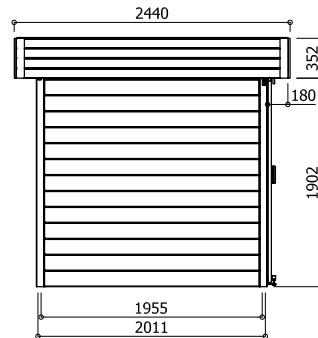
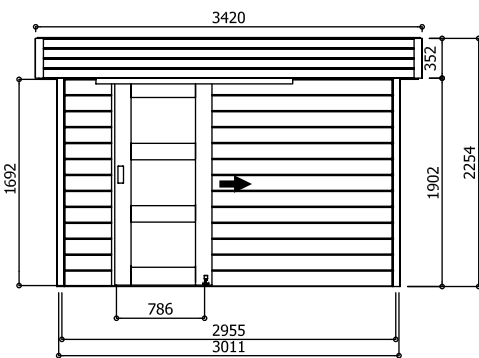


S8216



6.05 m²
S8216

STORAGE



EIGENSCHAPPEN - CARACTÉRISTIQUES - FEATURES - EIGENSCHAFTEN

| | | | | | |
|---------------------|---------------------|----------------------|---------------------------|----------------------|-------|
| 16 mm 28 mm | ± 460 kg | 3490 x 1170 x 520 mm | ± 26.40 m ² | 75 kg/m ² | white |
| 5.78 m ² | 6.05 m ² | 8.34 m ² | 3° 7.80 m ² | | |

OPTIES - OPTIONS - OPTIONS - OPTIONEN

| | | | | |
|------|-------|-------|------|-------|
| S819 | S8755 | S8756 | S852 | S8079 |
|------|-------|-------|------|-------|

Modern

LARVIK 3296 + 1200 mm x 2416 mm



S8221



STORAGE

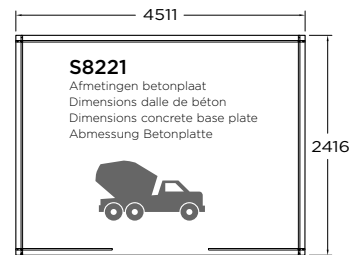
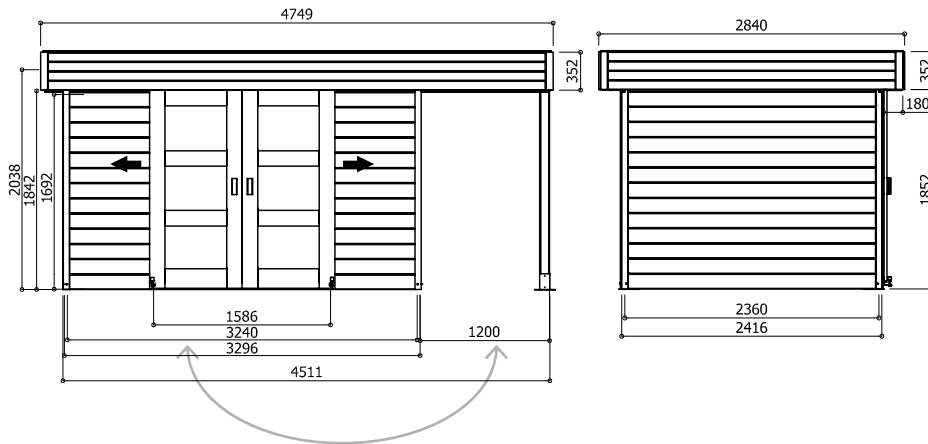


7.96 m²
S8221



S8221


Model ongeveer/verfde verkocht - Modèle vendu non peint - Model sold unpainted - Modellverkauf naturbelassen, unlackiert



EIGENSCHAPPEN - CARACTÉRISTIQUES - FEATURES - EIGENSCHAFTEN


| | | | | | |
|---------------------|---------------------|----------------------|----------------------------|----------------------|-------|
| 16 mm 28 mm | ± 680 kg | 4850 x 1170 x 460 mm | ± 33.40 m ² | 75 kg/m ² | white |
| 7.65 m ² | 7.96 m ² | 13.49 m ² | 3° 12.60 m ² | | |

OPTIES - OPTIONS - OPTIONS - OPTIONEN



Modern

ARHUS 3296 + 3182 x 2416 mm



S8387



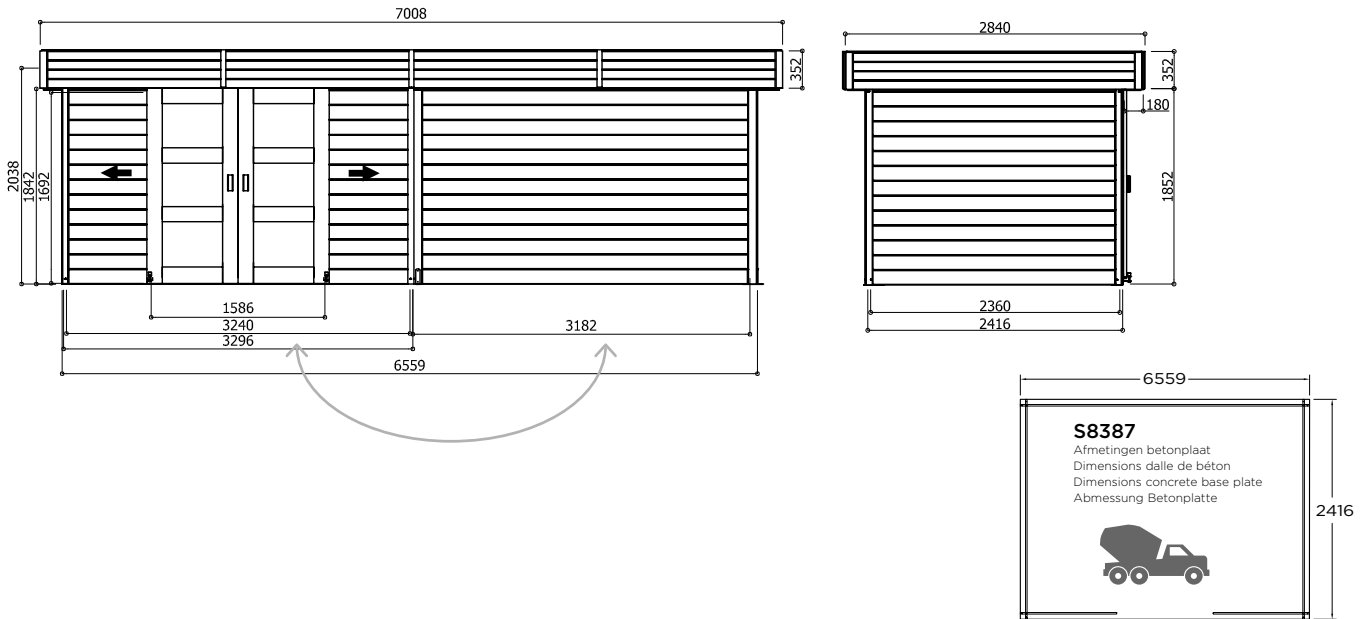
7.96 m²
S8387

STORAGE

OUTDOOR LIVING & WORKING



Model ongeveer/verfde verkocht - Modèle vendu non peint - Model sold unpainted - Modellverkauf naturbelassen, unlackiert



EIGENSCHAPPEN - CARACTÉRISTIQUES - FEATURES - EIGENSCHAFTEN

| | | | | | |
|---------------------|---------------------|----------------------|----------------------------|----------------------|-------|
| 16 mm 28 mm | ± 980 kg | 5500 x 1170 x 520 mm | ± 43.40 m ² | 75 kg/m ² | white |
| 7.65 m ² | 7.96 m ² | 19.90 m ² | 3° 18.13 m ² | | |

OPTIES - OPTIONS - OPTIONS - OPTIONEN

| | | | | |
|------|-------|-------|-------|-------|
| S819 | S8755 | S8756 | S8226 | S8079 |
|------|-------|-------|-------|-------|

Modern

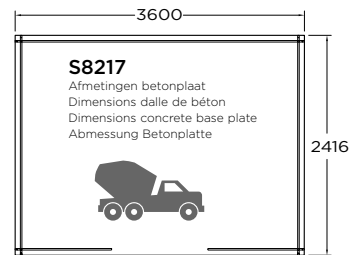
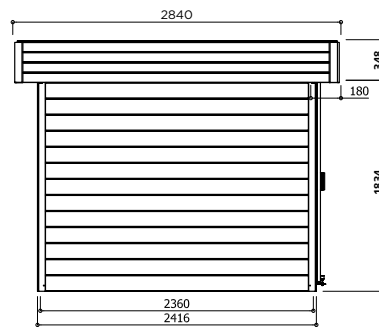
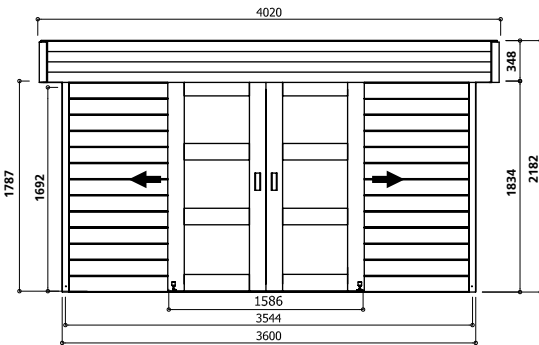
STOCKHOLM 3600 x 2416 mm



S8217




STORAGE



EIGENSCHAPPEN - CARACTÉRISTIQUES - FEATURES - EIGENSCHAFTEN

| | | | | | |
|---------------------|---------------------|----------------------|----------------------------|----------------------|-------|
| 16 mm 28 mm | ± 530 kg | 4050 x 1170 x 520 mm | ± 30.00 m ² | 75 kg/m ² | white |
| 8.36 m ³ | 8.70 m ³ | 11.27 m ³ | 3° 10.67 m ² | | |

OPTIES - OPTIONS - OPTIONS - OPTIONEN



Modern

ODENSE 2996 x 2996 mm

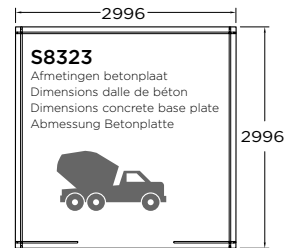
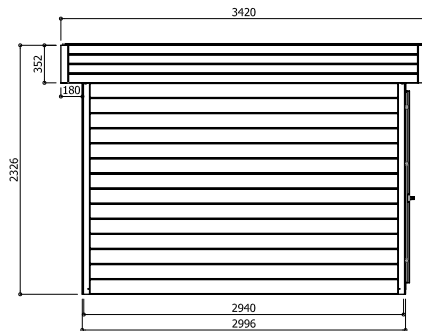
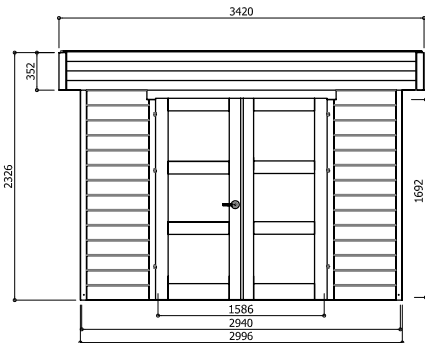



S8323



8.98m²
S8323


STORAGE



EIGENSCHAPPEN - CARACTÉRISTIQUES - FEATURES - EIGENSCHAFTEN

| | | | | | |
|---------------------|---------------------|----------------------|----------------------------|----------------------|-------|
| 16 mm 28 mm | ± 600 kg | 4150 x 1170 x 510 mm | ± 31.80 m ² | 75 kg/m ² | white |
| 8.64 m ² | 8.98 m ² | 11.70 m ² | 3° 11.07 m ² | | |

OPTIES - OPTIONS - OPTIONS - OPTIONEN



Modern

MALMÖ 3900 x 3096 mm



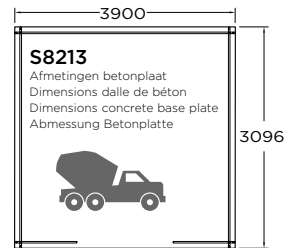
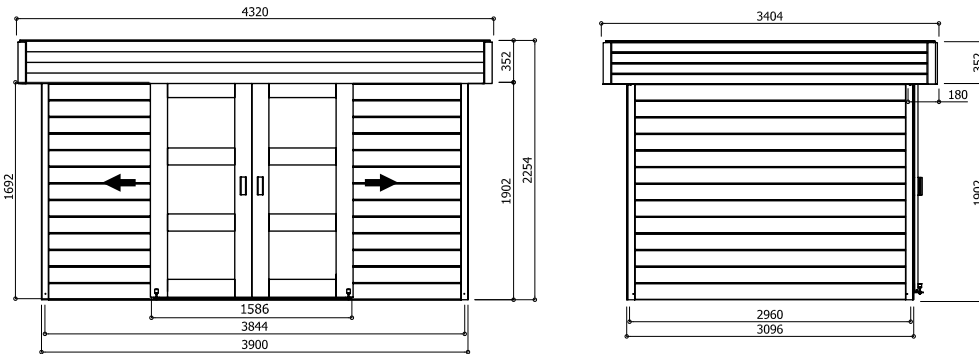
S8213



STORAGE




Model ongeveer/verf/d verkocht - Modèle vendu non peint - Model sold unpainted - Modellverkauf naturbelassen, unlackiert



EIGENSCHAPPEN - CARACTÉRISTIQUES - FEATURES - EIGENSCHAFTEN

| | | | | | |
|----------------------|----------------------|----------------------|----------------------------|----------------------|-------|
| 16 mm 28 mm | ± 760 kg | 4420 x 1200 x 520 mm | ± 34.80 m ² | 75 kg/m ² | white |
| 11.38 m ³ | 12.07 m ³ | 14.71 m ³ | 3° 14.14 m ² | | |

OPTIES - OPTIONS - OPTIONS - OPTIONEN



Luminous

ALMERIA 3112 x 2047 mm



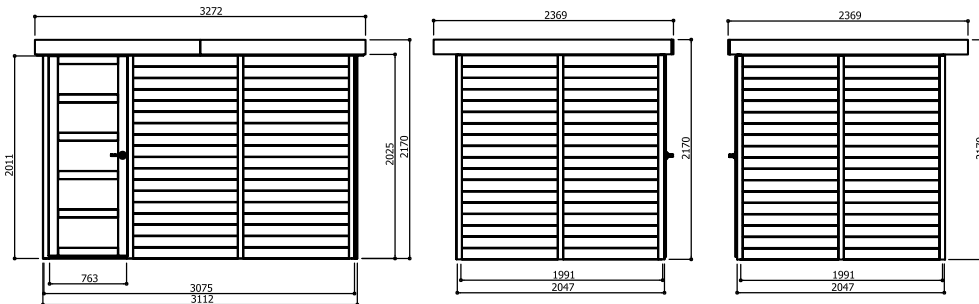
S8701



6.37 m²
S8701

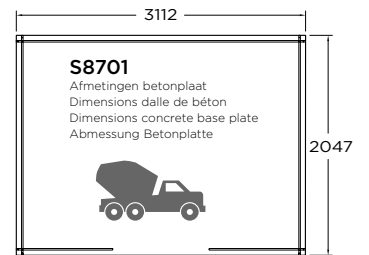
STORAGE

OUTDOOR LIVING & WORKING



RAL 9010 + RAL 7047


Geverfd geleverd
Livré peint
Delivered painted
Endbehandelt in Farbe



EIGENSCHAPPEN - CARACTÉRISTIQUES - FEATURES - EIGENSCHAFTEN

| | | | | | |
|---------------------|---------------------|----------------------|---------------------------|----------------------|-------|
| 16 mm 19 mm | ± 440 kg | 2400 x 1170 x 680 mm | ± 26.40 m ² | 75 kg/m ² | white |
| 6.12 m ² | 6.37 m ² | 7.75 m ² | 2° 7.10 m ² | | |

OPTIES - OPTIONS - OPTIONS - OPTIONEN



MURCIA 3112 x 2047 mm

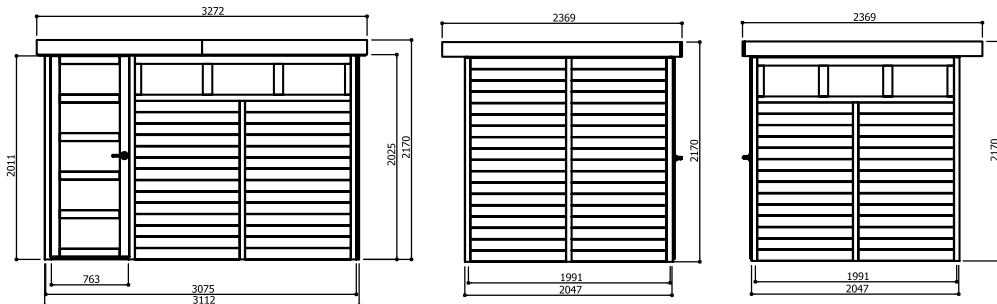


S8702



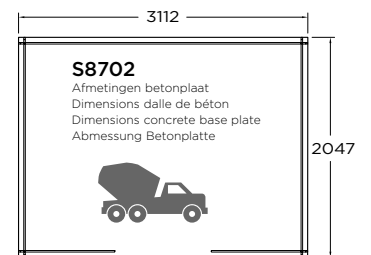
STORAGE

OUTDOOR LIVING & WORKING



RAL 7047 + RAL 9010


Geverfd geleverd
Livré peint
Delivered painted
Endbehandelt in Farbe



EIGENSCHAPPEN - CARACTÉRISTIQUES - FEATURES - EIGENSCHAFTEN


| | | | | | |
|---------------------|---------------------|----------------------|---------------------------|----------------------|-------|
| 16 mm 19 mm | ± 440 kg | 2400 x 1170 x 720 mm | ± 26.00 m ² | 75 kg/m ² | white |
| 6.12 m ² | 6.37 m ² | 7.75 m ² | 2° 7.10 m ² | | |

OPTIES - OPTIONS - OPTIONS - OPTIONEN



Luminous

VERONA 3000 x 2400 mm



S8244



7.20 m²
S8244

8.91 m² S8245
3300 x 2700 mm
EAN code: 5412025082452

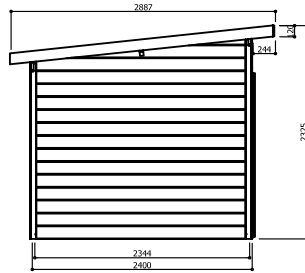
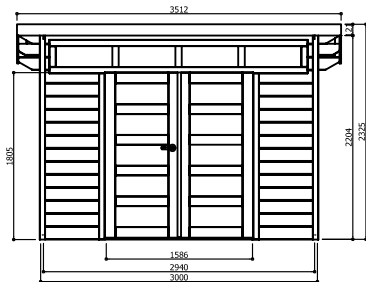
STORAGE

OUTDOOR LIVING & WORKING

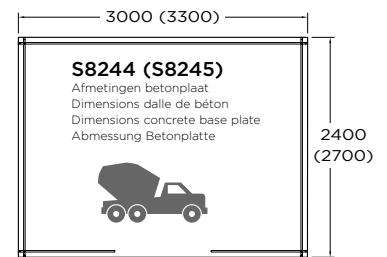
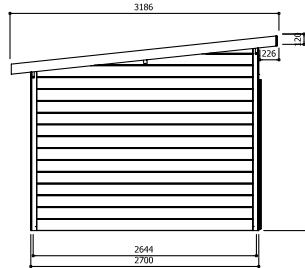
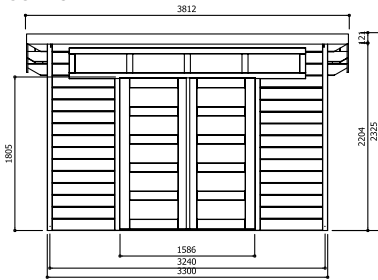


Model ongeveer verdukt - Modèle vendu non peint - Model sold unpainted - Modellverkauf naturbelassen, unlackiert

S8244



S8245



EIGENSCHAPPEN - CARACTÉRISTIQUES - FEATURES - EIGENSCHAFTEN

| | | | | |
|--|--|--|--|---|
| 16 mm 28 mm | ± 510 kg | S8244 3099 x 1099 x 600 mm S8245 4150 x 1170 x 500 mm | 75 kg/m ² | 7° / 6° 10.00 m ² 12.00 m ² |
| 6.89 m ² 8.57 m ² | 7.20 m ² 8.91 m ² | 10.14 m ² 12.15 m ² | ± 27.00 m ² ± 28.50 m ² | |

OPTIES - OPTIONS - OPTIONS - OPTIONEN



MILANO 2986 x 2986 mm



S8246



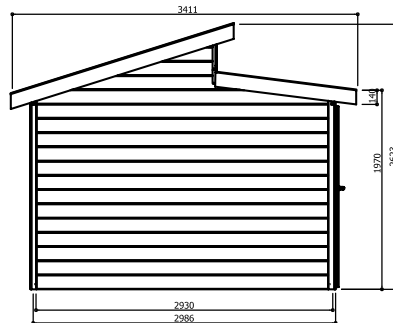
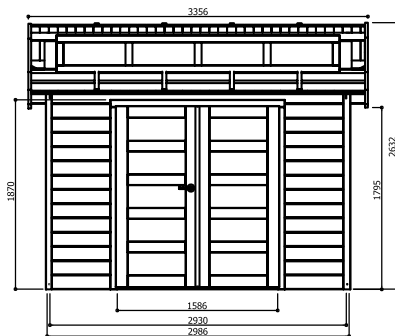
8.92 m²
S8246

STORAGE

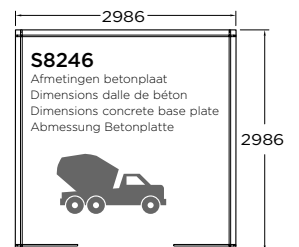
OUTDOOR LIVING & WORKING



Model ongeveer verkocht - Modèle vendu non peint - Model sold unpainted - Modellverkauf naturbelassen, unlackiert



Deur kan op elke zijde geplaatst worden
La porte peut être posée sur chaque face
Door can be placed on each front
Tür auf jeder Seite platziert werden



EIGENSCHAPPEN - CARACTÉRISTIQUES - FEATURES - EIGENSCHAFTEN

| | | | | | |
|---------------------|---------------------|----------------------|----------------------------------|----------------------|--|
| 16 mm 28 mm | ± 730 kg | 4050 x 1170 x 500 mm | ± 31.00 m ² | 75 kg/m ² | |
| 8.58 m ² | 8.92 m ² | 11.45 m ² | 7° / 17° 19.50 m ² | | |

OPTIES - OPTIONS - OPTIONS - OPTIONEN

| | | | |
|------|-------|-------|------|
| S819 | S8755 | S8756 | S852 |
|------|-------|-------|------|

Luminous

MERANO 2986 x 2986 mm



S8247



8.92 m²
S8247

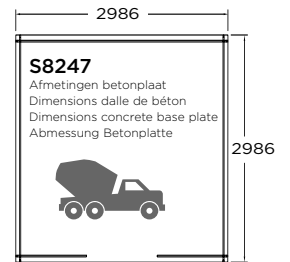
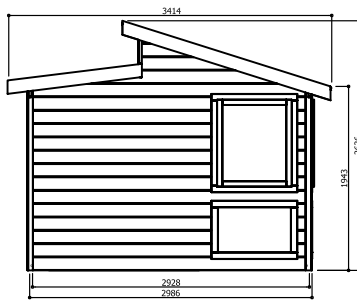
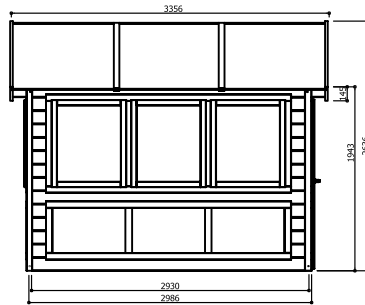
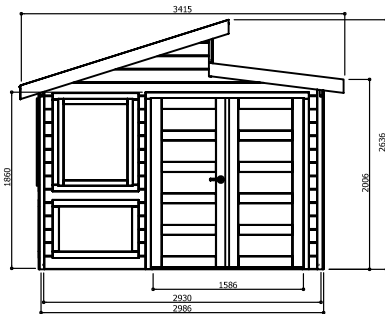
Inbegrepen - Inclus - Included - Inklusive

STORAGE

OUTDOOR LIVING & WORKING




Model ongeveer verdukt - Modèle vendu non peint - Model sold unpainted - Modellverkauf naturbelassen, unlackiert



EIGENSCHAPPEN - CARACTÉRISTIQUES - FEATURES - EIGENSCHAFTEN

| | | | | | |
|---------------------|---------------------|----------------------|----------------------------------|----------------------|---------------|
| 16 mm 28 mm | ± 780 kg | 4050 x 1170 x 730 mm | ± 16.00 m ² | 75 kg/m ² | glass + plexi |
| 8.58 m ² | 8.92 m ² | 11.46 m ² | 7° / 17° 19.50 m ² | | |

OPTIES - OPTIONS - OPTIONS - OPTIONEN



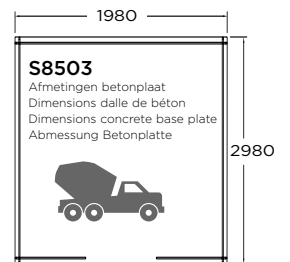
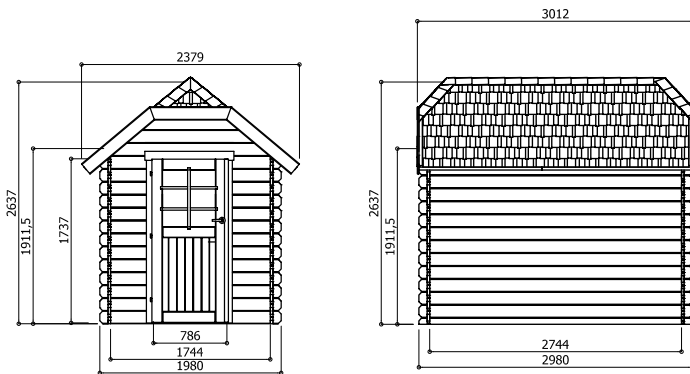
GALWAY 1980 x 2980 mm















STORAGE








5.90 m²
S8503



EIGENSCHAPPEN - CARACTÉRISTIQUES - FEATURES - EIGENSCHAFTEN

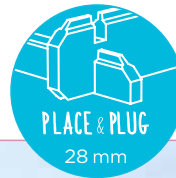
| | | | | | |
|---|---|--|--|--|---|
|  16 mm 28 mm |  ± 490 kg |  3030 x 1100 x 545 mm |  ± 24.10 m ² |  75 kg/m ² |  |
|  4.79 m ² |  5.90 m ² |  7.17 m ² |  40° 8.82 m ² |  |  |

OPTIES - OPTIONS - OPTIONS - OPTIONEN

| | | | | |
|--|--|--|--|--|
|  S819 |  4 x S575 |  4 x S577 |  S852 |  S520 |
|--|--|--|--|--|

Cottage

LIMERICK 2980 x 3880 mm



S8505

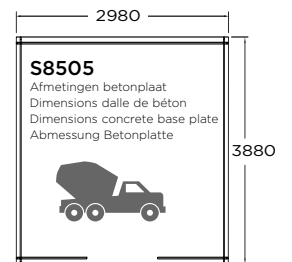
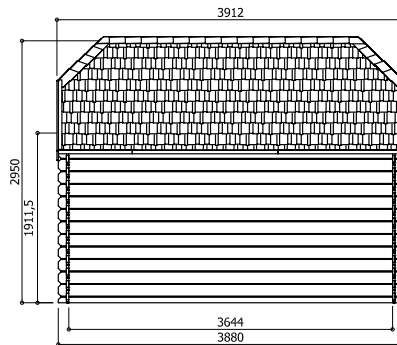
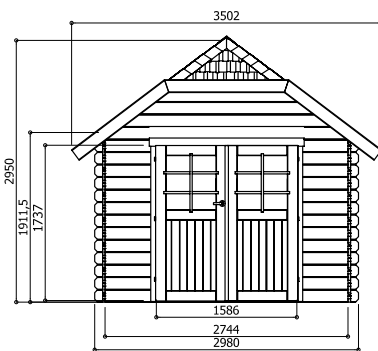


11.56 m²
S8505

S8505-1
EAN code: 5412025901951

S839-1
EAN code: 5412025902460

STORAGE



EIGENSCHAPPEN - CARACTÉRISTIQUES - FEATURES - EIGENSCHAFTEN

| | | | | | |
|----------------------|----------------------|----------------------|-----------------------------|----------------------|--|
| 16 mm 28 mm | ± 770 kg | 4300 x 1200 x 500 mm | ± 35.60 m ² | 75 kg/m ² | |
| 10.00 m ² | 11.56 m ² | 13.70 m ² | 37° 16.53 m ² | | |

OPTIES - OPTIONS - OPTIONS - OPTIONEN

| | | | | |
|----------|--------------|--------------|----------|----------|
| S819 | 7 x S575 | 7 x S577 | S839 | S520 |
|----------|--------------|--------------|----------|----------|

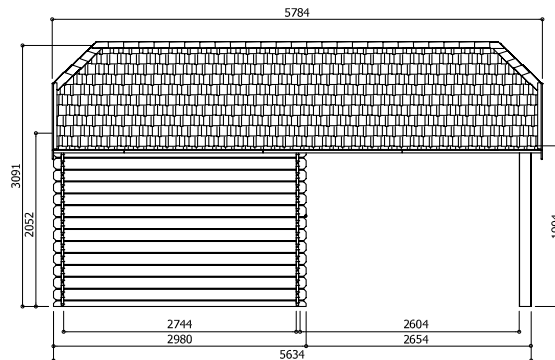
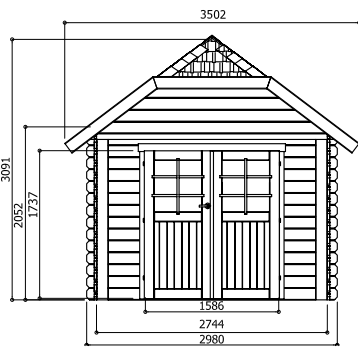
Cottage

S8507

CORK 2980 x 2980 mm - 2654 mm

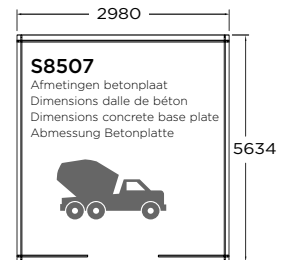


8.88 m²
S8507















STORAGE






OUTDOOR LIVING & WORKING



EIGENSCHAPPEN - CARACTÉRISTIQUES - FEATURES - EIGENSCHAFTEN

| | | | | | |
|---|---|--|---|--|---|
|  16 mm 28 mm |  ± 1080 kg |  3600 x 1100 x 600 mm |  ± 45.40 m ² |  75 kg/m ² |  |
|  7.53 m ² |  8.88 m ² |  20.25 m ² |  37° 24.35 m ² |  |  |

OPTIES - OPTIONS - OPTIONS - OPTIONEN

| | | | | |
|---|--|--|---|---|
| S819  | 10 x S575  | 10 x S577  | S852  | S520  |
|---|--|--|---|---|

Cottage

YORK 2980 x 2980 - 3644 mm

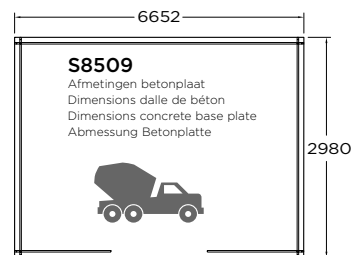
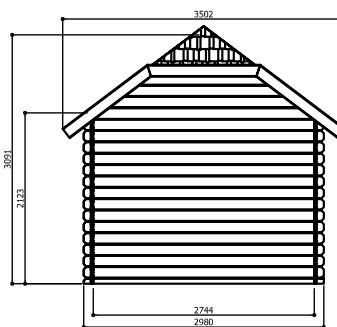
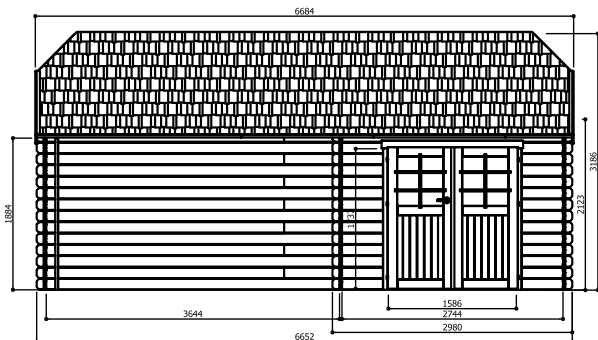


S8509















STORAGE





OUTDOOR LIVING & WORKING



EIGENSCHAPPEN - CARACTÉRISTIQUES - FEATURES - EIGENSCHAFTEN

| | | | | | |
|---|---|--|---|--|---|
|  16 mm 28 mm |  ± 1400 kg |  3030 x 1120 x 650 mm |  ± 54 m ² |  75 kg/m ² |  |
|  7.53 m ² |  8.88 m ² |  23.41 m ² |  37° 34.46 m ² |  |  |

OPTIES - OPTIONS - OPTIONS - OPTIONEN

| | | | |
|--|---|---|--|
|  S819 |  11 x S575 |  11 x S577 |  S852 |
|--|---|---|--|

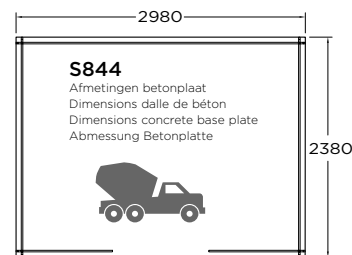
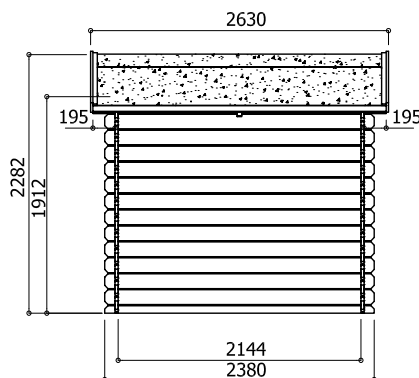
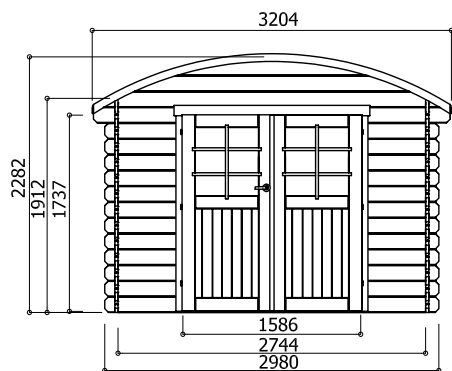
DAINVILLE 2980 x 2380 mm















S844




STORAGE



EIGENSCHAPPEN - CARACTÉRISTIQUES - FEATURES - EIGENSCHAFTEN

| | | | | | |
|---|---|--|---|--|---|
|  16 mm 28 mm |  ± 430 kg |  3190 x 1150 x 490 mm |  ± 24.70 m ² |  75 kg/m ² |  |
|  5.88 m ² |  7.09 m ² |  8.43 m ² |  16° 10.03 m ² |  |  |

OPTIES - OPTIONS - OPTIONS - OPTIONEN



Arch

DAINVILLE II 3880 x 2980 mm



S8333



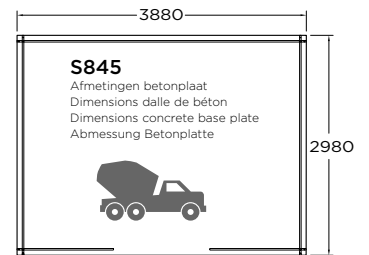
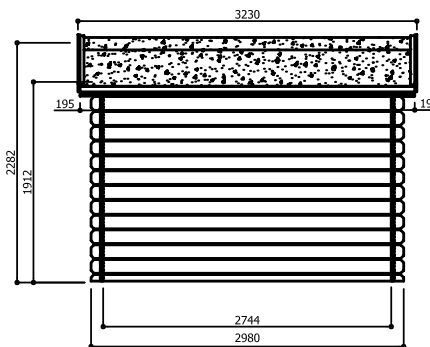
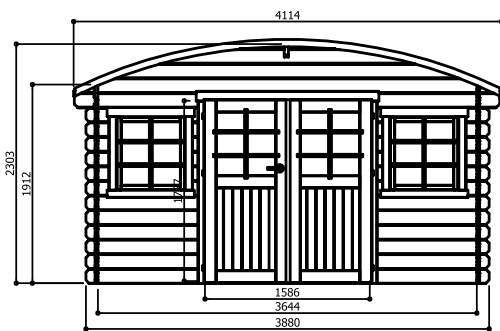
11.56 m²
S8333

STORAGE

OUTDOOR LIVING & WORKING



Model ongeveer verkocht - Modèle vendu non peint - Model sold unpainted - Modellverkauf naturbelassen, unlackiert



EIGENSCHAPPEN - CARACTÉRISTIQUES - FEATURES - EIGENSCHAFTEN

| | | | | | |
|----------------------|----------------------|----------------------|-----------------------------|----------------------|--|
| 16 mm 28 mm | ± 580 kg | 3930 x 1120 x 650 mm | ± 28 m ² | 75 kg/m ² | |
| 10.00 m ³ | 11.56 m ² | 13.29 m ³ | 12° 13.05 m ² | | |

OPTIES - OPTIONS - OPTIONS - OPTIONEN

| | | | | | |
|------|-------|-------|------|------|------|
| S819 | S8755 | S8756 | S852 | S891 | S520 |
|------|-------|-------|------|------|------|

NANCY 2550 x 2550 mm



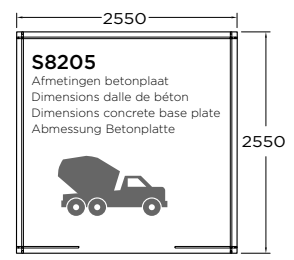
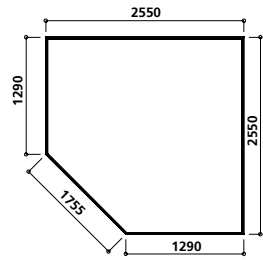
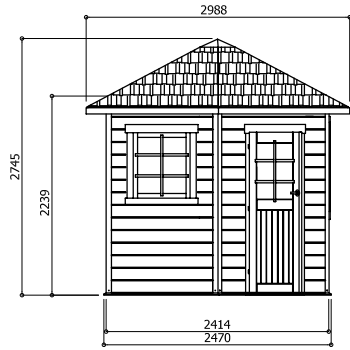
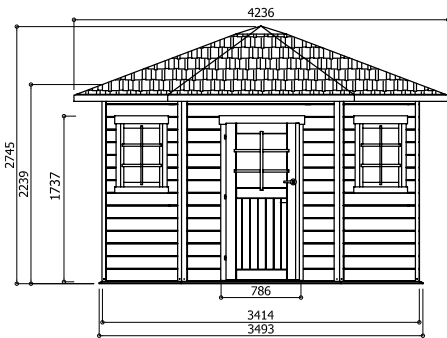
S8205



5.70 m²
S8205

STORAGE

OUTDOOR LIVING & WORKING



EIGENSCHAPPEN - CARACTÉRISTIQUES - FEATURES - EIGENSCHAFTEN

| | | | | | |
|---------------------|---------------------|----------------------|----------------------------|----------------------|--|
| 16 mm | ± 610 kg | 3140 x 1170 x 710 mm | ± 19.60 m ² | 75 kg/m ² | |
| 5.45 m ² | 5.70 m ² | 7.85 m ² | 16° 8.81 m ² | | |

OPTIES - OPTIONS - OPTIONS - OPTIONEN

| | | | | | |
|------|-------|-------|----------|----------|------|
| S819 | S8755 | S8756 | 5 x S579 | 5 x S575 | S891 |
|------|-------|-------|----------|----------|------|

Pyramid

NANCY 3050 x 3050 mm



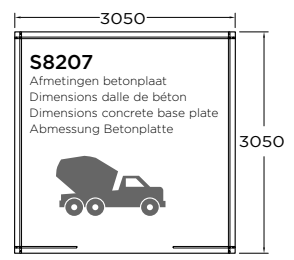
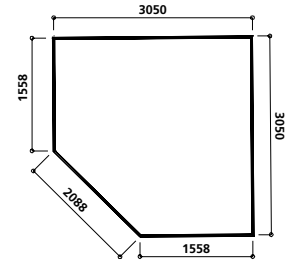
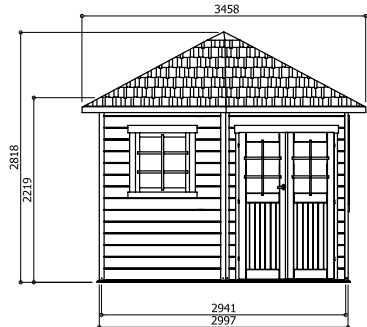
S8207



7.88 m²
S8207 + S891 + S8940

STORAGE

OUTDOOR LIVING & WORKING



EIGENSCHAPPEN - CARACTÉRISTIQUES - FEATURES - EIGENSCHAFTEN

| | | | | | |
|-------------------------|---------------------|----------------------|-----------------------------|----------------------|--|
| 16 mm 28 mm 16 mm | ± 780 kg | 3700 x 1170 x 650 mm | ± 23.50 m ² | 75 kg/m ² | |
| 7.78 m ² | 7.88 m ² | 10.72 m ² | 16° 11.39 m ² | | |

OPTIES - OPTIONS - OPTIONS - OPTIONEN

| | | | | | | |
|------|-------|-------|----------|----------|------|-------|
| S819 | S8755 | S8756 | 7 x S579 | 7 x S575 | S891 | S8940 |
|------|-------|-------|----------|----------|------|-------|

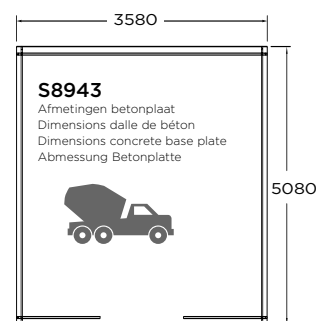
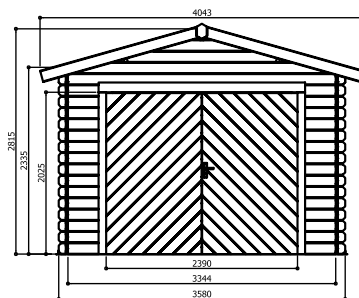
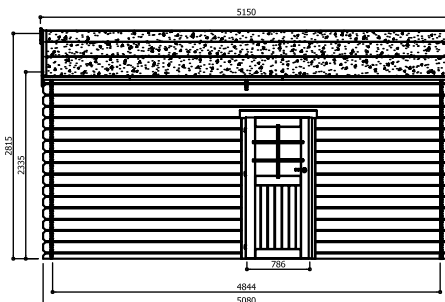
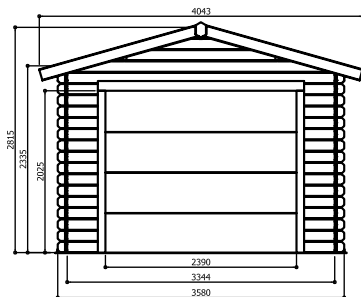
GARAGE TRADITIONAL 3580 x 5080 mm

S8330















STORAGE

CAR PARKING



EIGENSCHAPPEN - CARACTÉRISTIQUES - FEATURES - EIGENSCHAFTEN

| | | | | | |
|--|--|--|---|--|---|
|  16 mm 28 mm |  ± 866 kg ± 840 kg |  5130 x 1120 x 650 mm 2070 x 1125 x 150 mm |  ± 35 m ² |  75 kg/m ² |  |
|  16.20 m ² |  18.19 m ² |  20.82 m ² |  16° 20.83 m ² |  |  S8092 |

OPTIES - OPTIONS - OPTIONS - OPTIONEN



Garage

GARAGE MODERN 3580 x 5380 mm



S8935



19.26 m²

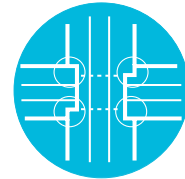
S8935 (S8930 + S8933)

S8993 (S8930 + S8028)

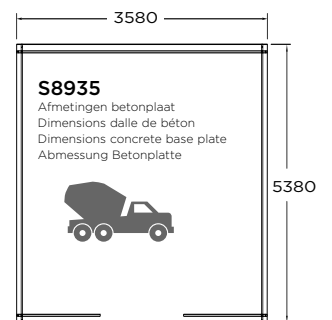
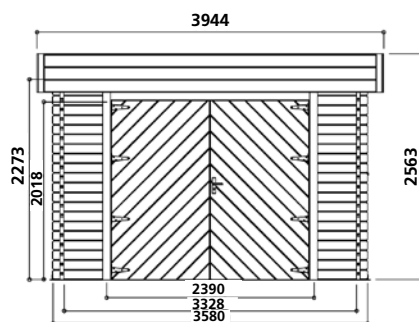
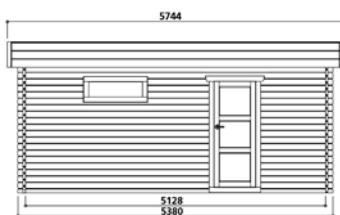

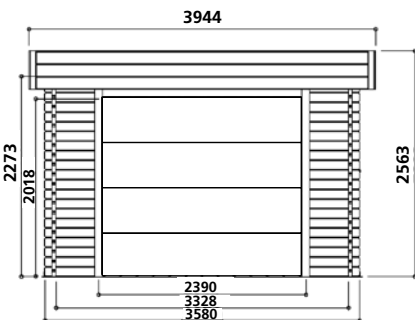
EAN code: 5412025089932

STORAGE

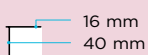
CAR PARKING



IN
OUT



EIGENSCHAPPEN - CARACTÉRISTIQUES - FEATURES - EIGENSCHAFTEN



16 mm
40 mm



± 1100 kg
± 100 kg



5700 x 1200
x 720 mm
2070 x 1125 x
150 mm



± 49.70 m²



75 kg/m²



white



17.07 m²



19.26 m²



22.65 m²

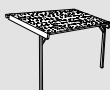


4°
22.65 m²



OPTIES - OPTIONS - OPTIONS - OPTIONEN

S819



S8755



S8756




S891



S520



GARAGE TORINO 3600 x 5700 mm



S8248



20.88 m²

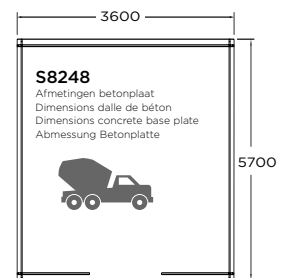
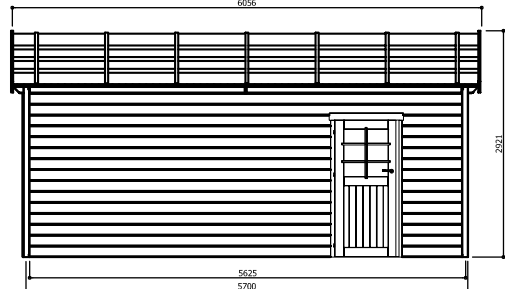
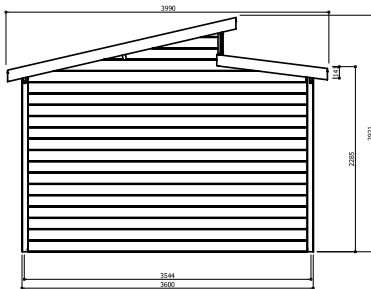
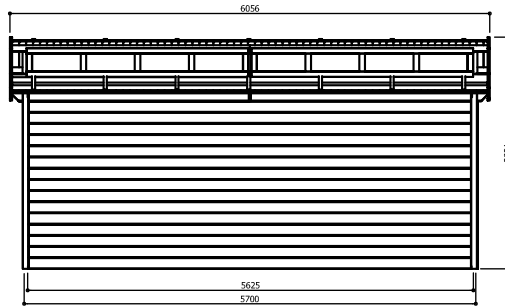
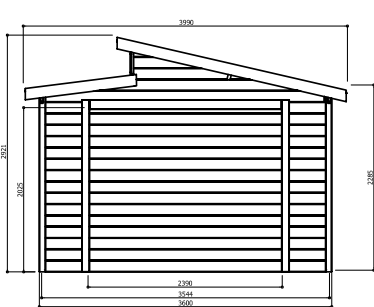
S8248

STORAGE

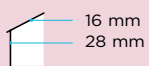
CAR PARKING



Model ongeveer verkocht - Modèle vendu non peint - Model sold unpainted - Modellverkauf naturbelassen, unlackiert



EIGENSCHAPPEN - CARACTÉRISTIQUES - FEATURES - EIGENSCHAFTEN



16 mm
28 mm



± 1100 kg



5860 x 1180
x 535 mm
2070 x 1125
x 150 mm



± 45.00 m²



75 kg/m²



S8092



20.06 m²



20.88 m²



24.16 m²

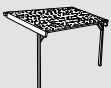


7° / 13°
25.50 m²



OPTIES - OPTIONS - OPTIONS - OPTIONEN

S819



S520



Carport

MODULAR CARPORT

Uw carport in 3 stappen:

- 1 Kies de breedte (basis) van uw carport
- 2 Kies de gewenste lengte (basis + extensies) en stel uw combinatie samen
- 3 Kies uw opties

Votre carport en 3 étapes:


- 1 Choisissez la largeur (base) de votre carport
- 2 Choisissez la longueur (base + extensions) souhaitée et faites votre propre combinaison
- 3 Choisissez vos options

Your carport in 3 steps:

- 1 Choose the width (base) of your carport
- 2 Choose the desired length (base + extensions) and make your own combination
- 3 Choose your options

In 3 Schritten zu Ihrem Carport:

- 1 Wählen Sie die Basisbreite Ihres Carports
- 2 Wählen Sie die gewünschte Länge (Basis + Erweiterungen) und kombinieren Sie selbst
- 3 Wählen Sie Ihr Zubehör



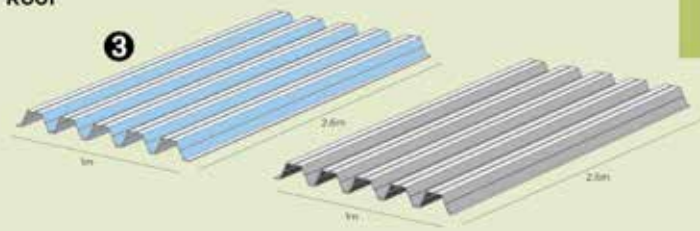
ONLINE MODULAR CARPORT CONFIGURATOR



www.solid.eu

3

Roof



- Metal
- Transparent



Sheds and Doors


4 Side

BASE
3m x 5m
4m x 5m
5m x 5m
6m x 5m




5 Front / Middle / Back

BASE
3m x 5m



BASE
4m x 5m




BASE
5m x 5m



6 Curved pole



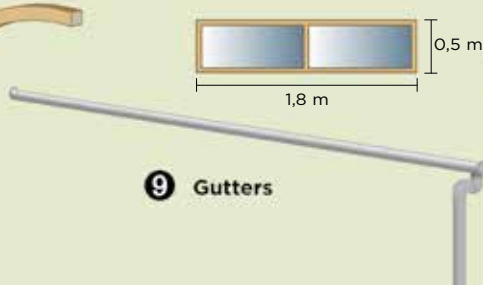
7 Side window



8 Fixation

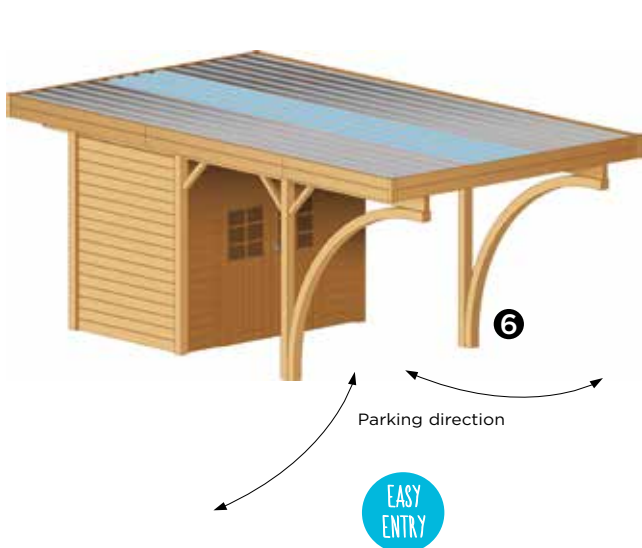


9 Gutters



Carport

Combinaties - Combinaisons - Combinations



CARPORT MODULAR 3064 x 5064 mm


S7721



STORAGE

OUTDOOR LIVING & WORKING

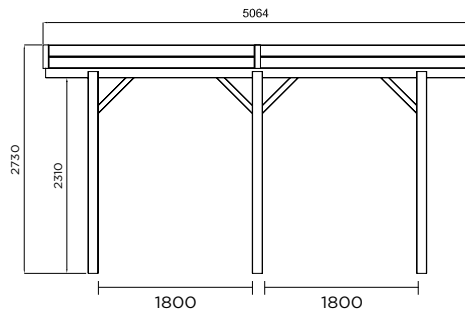
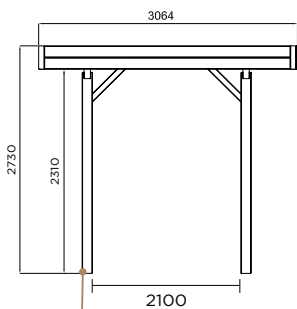
CAR PARKING



www.solid.eu

S7721 + S7725

Voorbeeld combinatie - Exemple combinaison - Exemple combination - Beispiel zusammenstellung

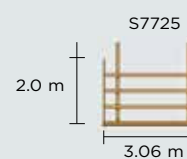


120 x 120 mm

Optimale stabiliteit dankzij gelijmd hout - Stabilité renforcée grâce au bois contrecollé - Enhanced stability thanks to glued timber - Verbesserte Stabilität durch leimholz

2

KIES UW EXTENSIES
CHOISISSEZ VOS EXTENSIONS
CHOOSE YOUR EXTENSIONS
WÄHLEN SIE IHRE ERWEITERUNGEN



KIES UW OPTIES - CHOISISSEZ VOS OPTIONS - CHOOSE YOUR OPTIONS - WÄHLEN SIE IHR ZUBEHÖR

3

Dak - Toit - Roof - Dach

S5216



metal

S5217



pvc

6 x



base

3 x



extension

Combinatie mogelijk - Combinaison possible - Combination possible - Kombination möglich

Zijwanden - Parois côté Side walls - Seitenwände

S7729



S7730



Voorwanden - Parois avant Front walls - Vorderwände

S7731



S7732



S7733



Toebehoren - Accessoires Accessories - Zubehör

S7752




window

S7751



EASY ENTRY

S5214



S5500



S5504



S5505



Carport

CARPORT MODULAR 4064 x 5064 mm

S7722


1



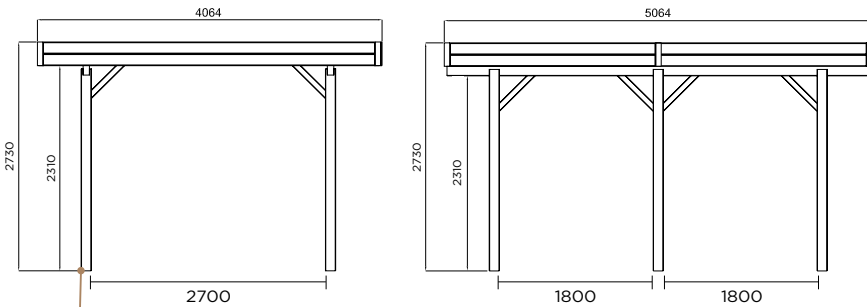
STORAGE

OUTDOOR LIVING & WORKING

CAR PARKING



www.solid.eu

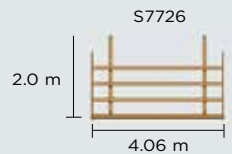


120 x 120 mm

Optimale stabiliteit dankzij gelijmd hout - Stabilité renforcée grâce au bois contrecollé - Enhanced stability thanks to glued timber - Verbesserte Stabilität durch leimholz

2

KIES UW EXTENSIES
CHOISISSEZ VOS EXTENSIONS
CHOOSE YOUR EXTENSIONS
WÄHLEN SIE IHRE ERWEITERUNGEN



KIES UW OPTIES - CHOISISSEZ VOS OPTIONS - CHOOSE YOUR OPTIONS - WÄHLEN SIE IHR ZUBEHÖR

3

Dak - Toit - Roof - Dach

S5216 metal S5217 pvc

8 x / 4 x /

base extension

Combinatie mogelijk - Combinaison possible - Combination possible - Kombination möglich

Zijwanden - Parois côté Side walls - Seitenwände

S7729

S7730

LOW ENTRY

Voorwanden - Parois avant Front walls - Vorderwände

S7734

S7735

S7736

LOW ENTRY

Toebehoren - Accessoires Accessories - Zubehör

S7752 window S7751 EASY ENTRY

S5214 S5500

S5504 S5505

CARPORT MODULAR 5064 x 5064 mm

S7723


1



STORAGE

OUTDOOR LIVING & WORKING

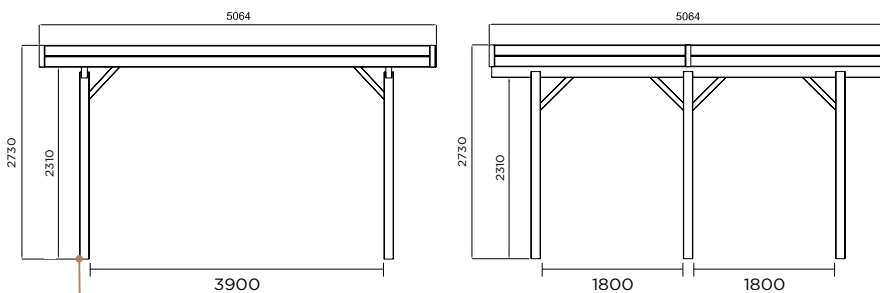
CAR PARKING



www.solid.eu

S7723 + S7727

Voorbeeld combinatie - Exemple combinaison - Exemple combination - Beispiel zusammenstellung

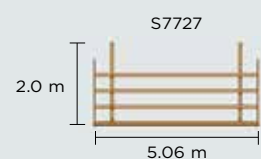


120 x 120 mm

Optimale stabiliteit dankzij gelijmd hout - Stabilité renforcée grâce au bois contrecollé - Enhanced stability thanks to glued timber - Verbesserte Stabilität durch leimholz

2

KIES UW EXTENSIES
CHOISISSEZ VOS EXTENSIONS
CHOOSE YOUR EXTENSIONS
WÄHLEN SIE IHRE ERWEITERUNGEN



KIES UW OPTIES - CHOISISSEZ VOS OPTIONS - CHOOSE YOUR OPTIONS - WÄHLEN SIE IHR ZUBEHÖR

3

Dak - Toit - Roof - Dach

S5216



metal

S5217



pvc

10 x / /

5 x / /



base



extension

Combinatie mogelijk - Combinaison possible - Combination possible - Kombination möglich

Zijwanden - Parois côté Side walls - Seitenwände

S7729



S7730



Voorwanden - Parois avant Front walls - Vorderwände

S7737



S7739



S7741



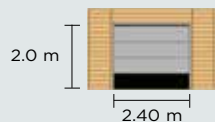
S7738



S7740



S7742



S7743



Toebehoren - Accessoires Accessories - Zubehör

S7752




window

S7751



EASY ENTRY

S5215



S5500



S5504



S5505



Carport

CARPORT MODULAR 6064 x 5064 mm

S7724

1




S7724 + S7728

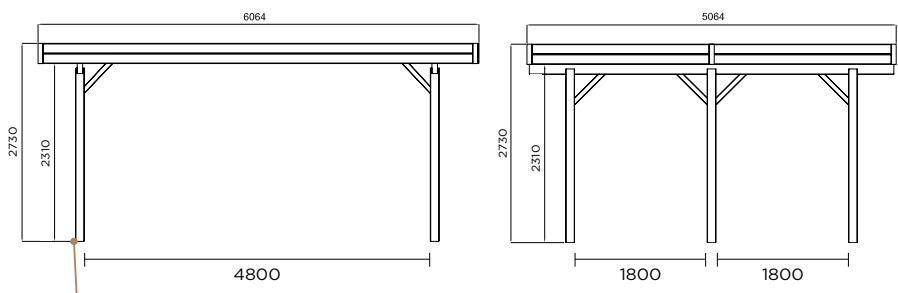
Voorbeeld combinatie - Exemple combinaison - Exemple combination - Beispiel zusammenstellung



- STORAGE
- OUTDOOR LIVING & WORKING
- CAR PARKING



www.solid.eu



120 x 120 mm
 Optimale stabiliteit dankzij gelijmd hout - Stabilité renforcée grâce au bois contrecollé - Enhanced stability thanks to glued timber - Verbesserte Stabilität durch leimholz

2 KIES UW EXTENSIES
 CHOISISSEZ VOS EXTENSIONS
 CHOOSE YOUR EXTENSIONS
 WÄHLEN SIE IHRE ERWEITERUNGEN

S7728

KIES UW OPTIES - CHOISISSEZ VOS OPTIONS - CHOOSE YOUR OPTIONS - WÄHLEN SIE IHR ZUBEHÖR

3

| | | | |
|---|--|---|---|
| <p>Dak - Toit - Roof - Dach</p> <p>S5216 metal / S5217 pvc</p> <p>12 x / 6 x</p> <p>base / extension</p> <p>Combinatie mogelijk - Combinaison possible - Combination possible - Kombination möglich</p> | <p>Zijwanden - Parois côté Side walls - Seitenwände</p> <p>S7729</p> <p>S7730</p> <p>LOW ENTRY</p> | <p>Voorwanden - Parois avant Front walls - Vorderwände</p> <p>S7744, S7745, S7746, S7747, S7748, S7749, S7750</p> <p>2.0 m, 2.40 m</p> <p>LOW ENTRY</p> | <p>Toebehoren - Accessoires Accessories - Zubehör</p> <p>S7752 window, S7751 EASY ENTRY, S5215, S5500, S5504, S5505</p> |
|---|--|---|---|

CARPORT 3064 x 7064 mm

S7753

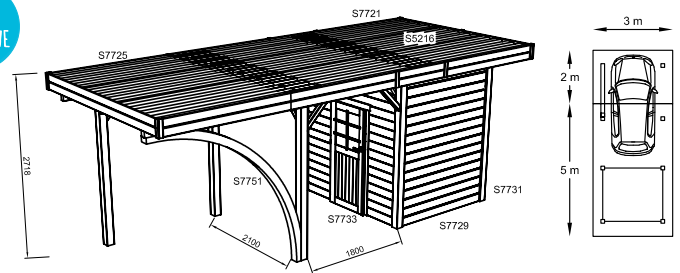


S7753

STORAGE

OUTDOOR LIVING & WORKING

CAR PARKING



CARPORT 4064 x 7064 mm

S7754

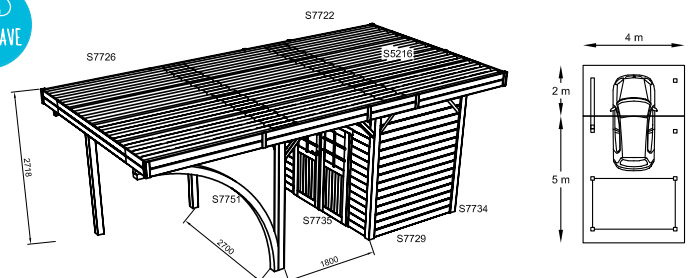


S7754

STORAGE

OUTDOOR LIVING & WORKING

CAR PARKING



CARPORT 4064 x 5064 mm

S7755

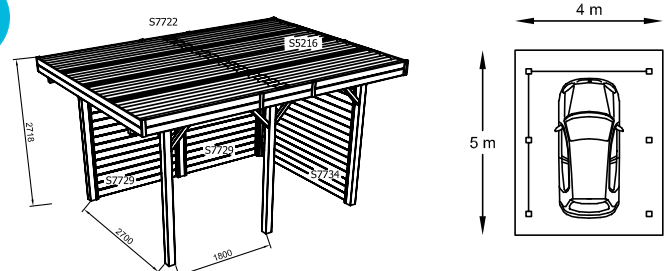


S7755

STORAGE

OUTDOOR LIVING & WORKING

CAR PARKING



CARPORT-GARAGE 5064 x 7064 mm

S7756

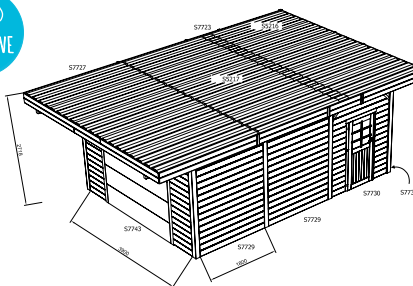


S7756

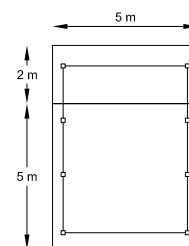
STORAGE

OUTDOOR LIVING & WORKING

CAR PARKING



5 412025 077564



CARPORT 5064 x 7064 mm

S7757

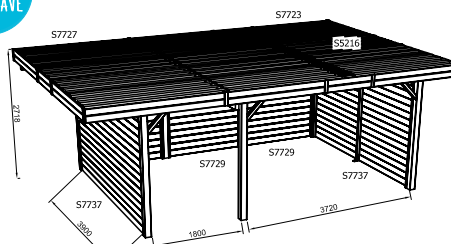


S7757

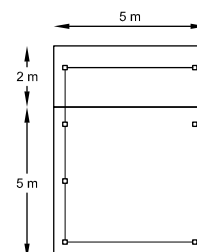
STORAGE

OUTDOOR LIVING & WORKING

CAR PARKING




5 412025 077571



CARPORT 5064 x 6064 mm

S7758

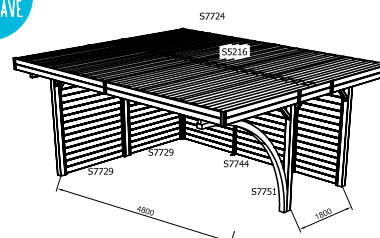


S7758

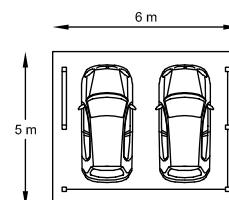
STORAGE

OUTDOOR LIVING & WORKING

CAR PARKING



5 412025 077588



CARPORT MODULAR



S7761



S7762



STORAGE

OUTDOOR LIVING & WORKING

CAR PARKING



120 x 120 mm



1 **S7761** 3064 x 5064 mm

2 KIES UW EXTENSIES
CHOISISSEZ VOS EXTENSIONS
CHOOSE YOUR EXTENSIONS
WÄHLEN SIE IHRE ERWEITERUNGEN

S7765
2.0 m
3.06 m

1 **S7762** 4064 x 5064 mm

2 KIES UW EXTENSIES
CHOISISSEZ VOS EXTENSIONS
CHOOSE YOUR EXTENSIONS
WÄHLEN SIE IHRE ERWEITERUNGEN

S7766
2.0 m
4.06 m

3 Dak - Toit - Roof - Dach

S5216 metal / S5217 pvc

6 x / 3 x

base / extension

Combinatie mogelijk - Combinaison possible - Combination possible - Kombination möglich

Toebehoren - Accessoires
Accessories - Zubehör

S5214 / S5500 / S5504 / S5505

3 Dak - Toit - Roof - Dach

S5216 metal / S5217 pvc

8 x / 4 x

base / extension

Combinatie mogelijk - Combinaison possible - Combination possible - Kombination möglich

Toebehoren - Accessoires
Accessories - Zubehör

S5214 / S5500 / S5504 / S5505

Carport

CARPORT MODULAR



S7763



5 412025 077632

S7764



5 412025 077649

STORAGE

OUTDOOR LIVING & WORKING

CAR PARKING

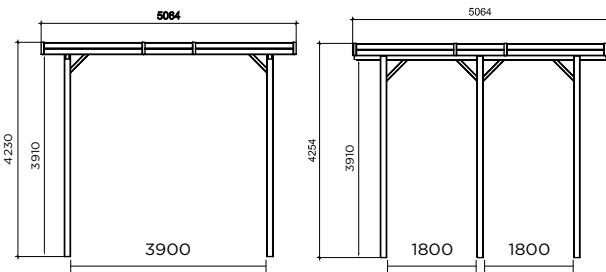


120 x 120 mm



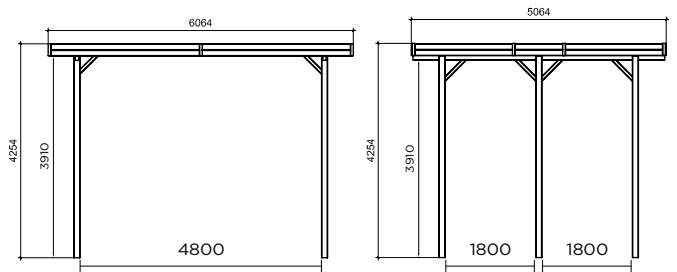
1

S7763 5064 x 5064 mm



1

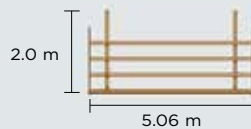
S7764 6064 x 5064 mm



2

KIES UW EXTENSIES
CHOISISSEZ VOS EXTENSIONS
CHOOSE YOUR EXTENSIONS
WÄHLEN SIE IHRE ERWEITERUNGEN


S7767



2

KIES UW EXTENSIES
CHOISISSEZ VOS EXTENSIONS
CHOOSE YOUR EXTENSIONS
WÄHLEN SIE IHRE ERWEITERUNGEN

S7768



3

Dak - Toit - Roof - Dach

S5216



metal

S5217



pvc

10 x / /



base

5 x / /



extension

Combinatie mogelijk - Combinaison possible - Combination possible - Kombination möglich

Toebehoren - Accessoires
Accessories - Zubehör

S5215



S5500



S5504



S5505



Dak - Toit - Roof - Dach

S5216



metal

S5217



pvc

12 x / /



base

6 x / /



extension

Combinatie mogelijk - Combinaison possible - Combination possible - Kombination möglich

Toebehoren - Accessoires
Accessories - Zubehör

S5215



S5500



S5504



S5505



MODULAR PAVILION

Uw kiosk in 3 stappen:

- 1 Kies de basis (afmetingen) van uw kiosk
- 2 Kies de gewenste wanden
- 3 Kies uw opties

Votre kiosque en 3 étapes:


- 1 Choisissez la base (dimensions) de votre kiosque
- 2 Choisissez les parois souhaitées
- 3 Choisissez vos options

Your gazebo in 3 steps:

- 1 Choose the base (dimensions) of your gazebo
- 2 Choose the desired walls
- 3 Choose your options

In 3 Schritten zu Ihrem Pavillon:

- 1 Wählen Sie Basisabmessungen Ihrer Holzkonstruktion
- 2 Wählen Sie die gewünschten Wände
- 3 Wählen Sie Ihr Zubehör



ONLINE
MODULAR
KIOSK
CONFIGURATOR



www.solid.eu

1

S7712 3.47 x 3.47 m

S7715 4.37 x 4.37 m

S7713 4.49 x 3.47 m

S7714 6.29 x 3.47 m

BASE
3.47 x 3.47 m
4.37 x 4.37 m
4.49 x 3.47 m
6.29 x 3.47 m

Optimale stabiliteit dankzij gelijmd hout - Stabilité renforcée grâce au bois contrecollé - Enhanced stability thanks to glued timber - Verbesserte Stabilität durch leimholz

120 mm x 120 mm

2

S7770 - S7771 - S7772

S1063

S1064

WALLS
Profile wall
Lamellae wall
Adjustable lamellae wall

S1063

S1064

3

Shingles

S575

S579

S577

Fixations

S5505

S5500

S5504

Pavilion

MODULAR PAVILION



S7712

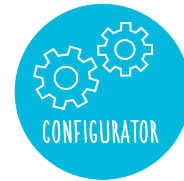


S7715



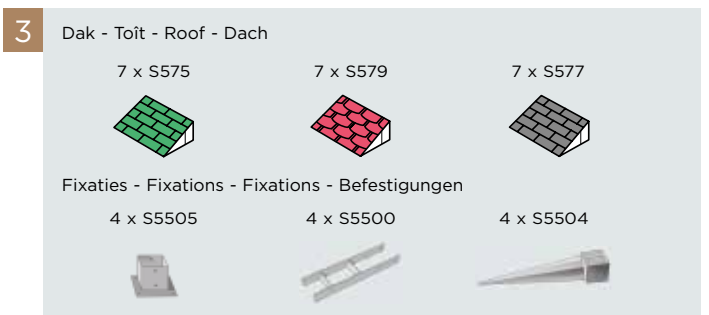
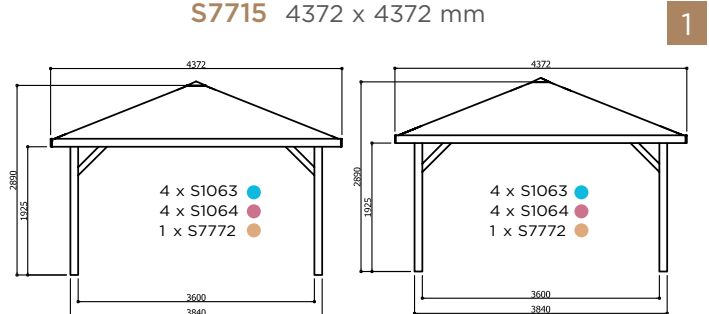
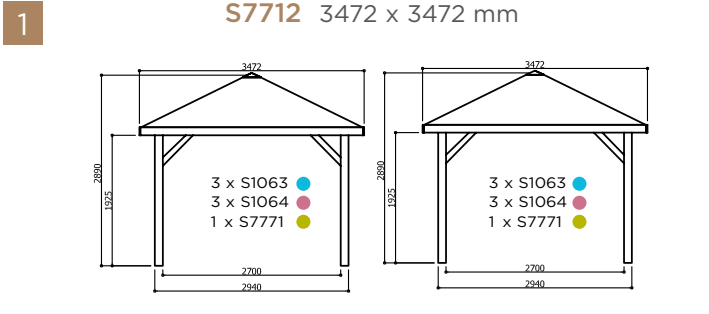
OUTDOOR LIVING & WORKING

OUTDOOR COVERING



www.solid.eu

Kies uw shingles en de gewenste kleur bij de opties - Choisissez vos shingles et la couleur souhaitée dans les options - Choose the shingles and desired color in the options - Wählen Sie Ihre Schindeln und die gewünschte Farbe in den Optionen



MODULAR PAVILION



S7713




S7714



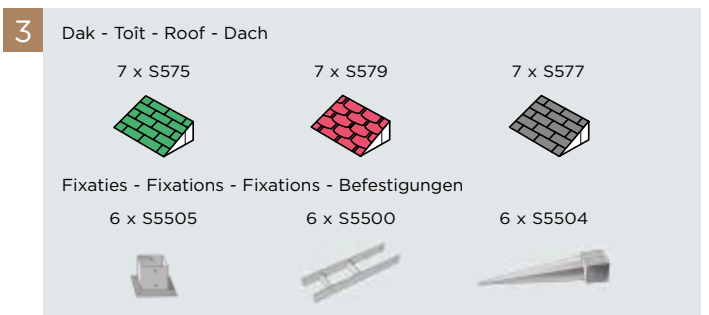
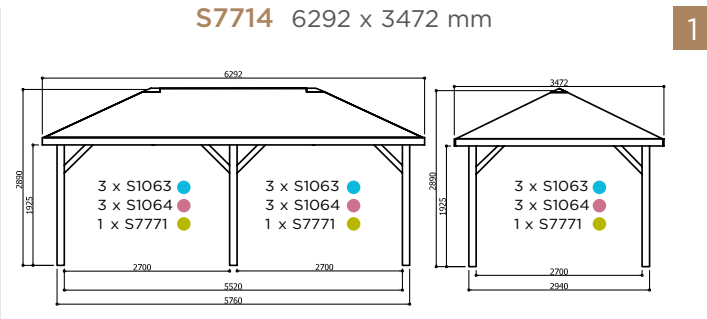
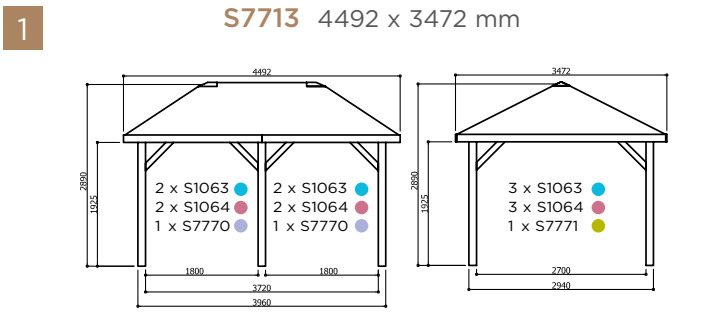
OUTDOOR LIVING & WORKING

OUTDOOR COVERING



www.solid.eu

Kies uw shingles en de gewenste kleur bij de opties - Choisissez vos shingles et la couleur souhaitée dans les options - Choose the shingles and desired color in the options - Wählen Sie Ihre Schindeln und die gewünschte Farbe in den Optionen



Pavilion

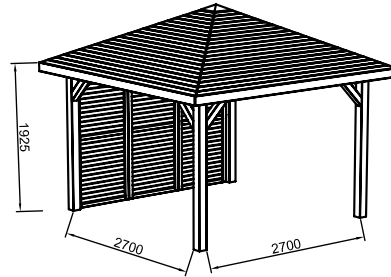
PAVILION 3472 x 3472 mm

S7773



STORAGE

OUTDOOR LIVING & WORKING



S7773

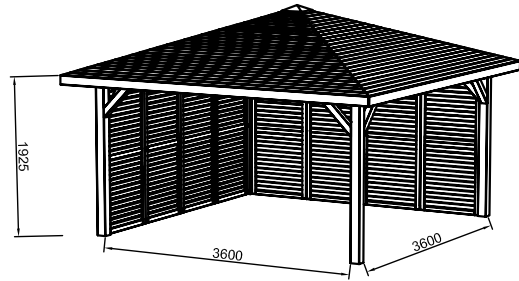
PAVILION 4372 x 4372 mm

S7774



STORAGE

OUTDOOR LIVING & WORKING



S7774



REGENSBURG 3440 x 2588 mm



S710

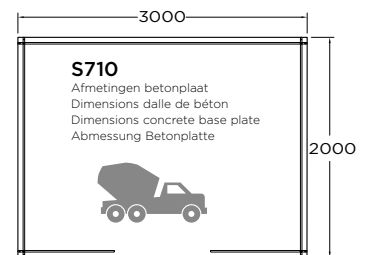
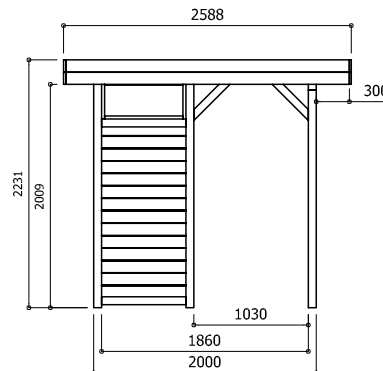
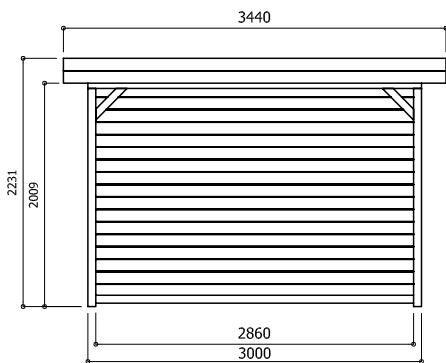


OUTDOOR LIVING & WORKING











OUTDOOR COVERING




6.00 m²
S710



EIGENSCHAPPEN - CARACTÉRISTIQUES - FEATURES - EIGENSCHAFTEN

| | | | | |
|---|---|--|---|--|
|  16 mm 70 x 70 mm 70 x 70 mm |  ± 460 kg |  3740 x 1230 x 345 mm |  ± 9.20 m ² |  75 kg/m ² |
|  5.32 m ² |  6.00 m ² |  8.90 m ² |  1° 8.50 m ² |  |

OPTIES - OPTIONS - OPTIONS - OPTIONEN



Pavilion

PAVILION S7707 3517 x 3054 mm
S7708 4458 x 3409 mm



S7707

S7707
5 412025 077076

S7708
5 412025 077083

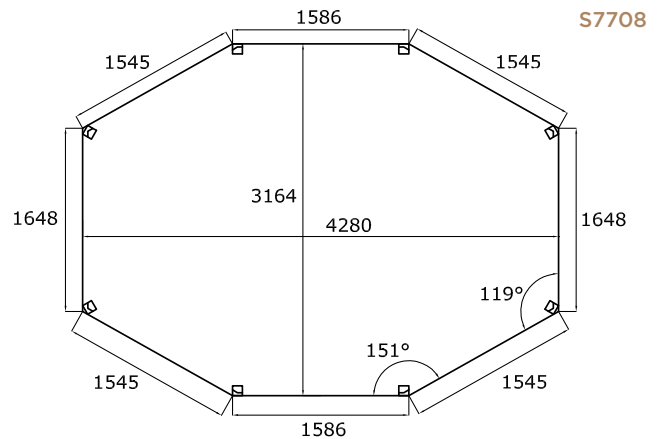
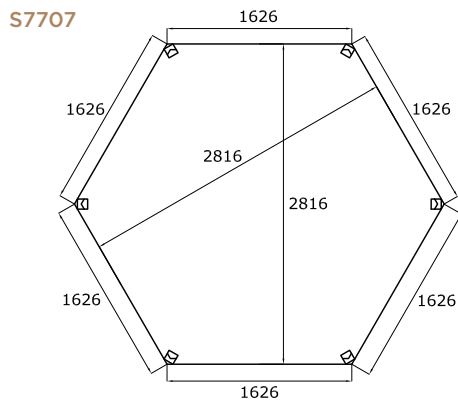
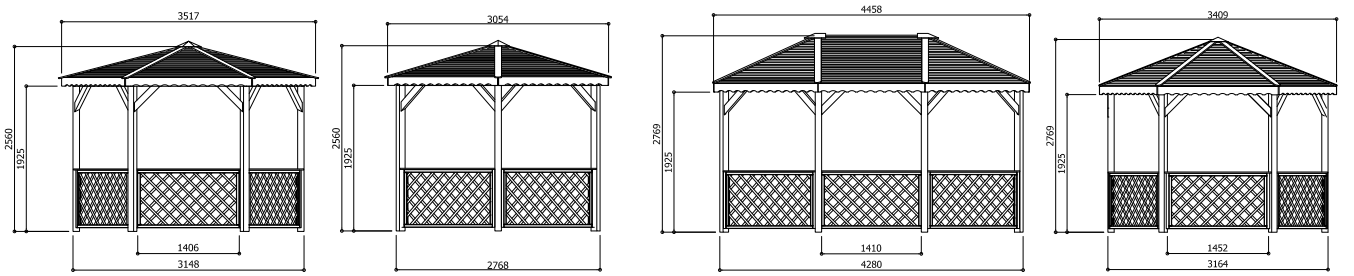
OUTDOOR LIVING & WORKING

OUTDOOR COVERING










S7708

Houten dak, niet waterdicht - Toiture en bois perméable - Wooden roof permeable - Holzdach durchlässig



EIGENSCHAPPEN - CARACTÉRISTIQUES - FEATURES - EIGENSCHAFTEN

| | | | |
|---|---|--|--|
|  16 mm 90 x 90 mm |  360 kg 530 kg |  2200 x 1130 x 580 mm 2200 x 1130 x 600 mm |  75 kg/m ² |
|  6.68 m ² 11.49 m ² |  8.08 m ² 12.75 m ² |  14° 8.18 m ² | 25° 13.46 m ² |

NL Hout

Onze constructies zijn gemaakt van de naaldhoutsoort 'vuren', met uitzondering van de carports die uit 'grenen' geproduceerd zijn. Hout is een natuurproduct en dus logischerwijze milieuvriendelijk en ideaal om in harmonie met de rest van je tuin aan de slag te gaan. Mooi meegenomen is dat het makkelijk te bewerken is. Bovendien heeft naaldhout een grote isolatiewaarde. Solid selecteert nauwgezet zijn grondstoffen uit Noord- of Oost-Europese bossen, waar omwille van de lange koude winters het hout trager groeit. Hierdoor worden er fijnere jaarringen gevormd met als gevolg dat het hout enorm sterk en hard is.

FR Bois

Nos constructions sont fabriquées en bois d'épicéa, à l'exception des carports qui sont produits en pin. Matériau naturel, et donc respectueux de l'environnement, le bois est idéal pour travailler en harmonie avec le reste de votre jardin. Autre atout : il est facile à traiter. De plus, le bois de conifères présente de bonnes propriétés isolantes.

Solid sélectionne avec soin ses matières premières issues des forêts d'Europe du Nord et d'Europe de l'Est, où, en raison des hivers longs et froids, le bois pousse plus lentement. De ce fait, les cernes annuels sont plus fins, ce qui rend le bois plus robuste et plus dur.

EN Wood

Our constructions are made of the 'spruce' softwood species, with the exception of carports which are produced from 'pine'. Wood is a natural product and therefore logically eco-friendly and it blends in ideally with the rest of your garden. The fact that it is easy to treat is also a bonus. What's more, softwood has a high thermal insulation value.

Solid carefully selects its raw materials from North or East European forests, where the wood grows slower because of the long cold winters. This creates finer year rings with the result that the wood is extremely strong and hard.

DE Holz

Unsere Holzbauten sind aus der Nadelholzart „Fichte“ hergestellt mit Ausnahme der Carports, die aus „Kiefer“ hergestellt werden. Holz ist ein Naturprodukt und somit umweltfreundlich und fügt sich harmonisch in den übrigen Garten ein. Ein weiterer Vorteil ist auch, dass es einfach zu bearbeiten ist. Darüber hinaus hat Nadelholz einen hohen Wärmedämmwert. Solid wählt seine Rohstoffe sorgfältig aus nord- oder osteuropäischen Wäldern aus, wo aufgrund der langen kalten Winter das Holz langsamer wächst. Hierdurch bilden sich schmale Jahresringe, was das Holz besonders stark und hart macht.

ECOLOGISCH BOSBEHEER FOREST EXPLOITÉES DE MANIÈRE RESPONSABLE SUSTAINABLY MANAGED FORESTS NACHHALTIG BEWIRTSCHAFTETE WÄLDER

EUROPEAN TIMBER REGULATION

NL Solid voldoet aan de regulatie (EU) No 995/2010 van het Europees parlement en de raad van 20 oktober 2010 welke de verplichtingen vaststelt van de spelers welke hout en houtproducten op de markt plaatsen.

FR Solid est conforme à la réglementation (EU) No 995/2010 du parlement européen et du conseil du 20 octobre 2010 qui établit les obligations des acteurs qui commercialisent du bois ou des produits en bois sur le marché.

EN Solid conforms to the regulation (EU) No 995/2010 of the European parliament and of the council of 20 October 2010 laying down the obligations of operators who place timber or timber products on the market.

DE Solid folgt der Verordnung (EU) Nr. 995/201 des Europäischen Parlament und des Rates vom 20. Oktober 2010 über die Verpflichtungen von Marktteilnehmern, die Holz und Holzzeugnisse in Verkehr bringen.

FSC® & PEFC LABEL



NL Solid denkt aan het milieu en gebruikt voor zijn constructies hout afkomstig uit verantwoord beheerde bossen.

FR Solid pense à l'environnement et utilise pour ses constructions du bois provenant de forêts exploitées de manière responsable.

EN Solid thinks about the environment and uses for his timber constructions wood from responsibly managed forests.

DE Solid denkt über die Umwelt und nutzt für seine Holzkonstruktionen Holz aus verantwortungsvoll bewirtschafteten Wäldern.

OUR PASSION FOR WOOD, YOUR OUTDOOR COMFORT



WWW.SOLID.EU

Ontdek ons volledig gamma op onze website
Retrouvez notre gamme complète sur notre site internet
Find our complete collection on our website
Unser komplettes Angebot finden Sie auf unserer Website



SOLID bvba Industriepark 8, 8587 Spiere, Belgium - info@solid.eu - www.solid.eu

All onze producten worden niet geschilderd geleverd, tenzij expliciet vermeld. De afgebeelde opties en accessoires zijn niet bij het product inbegrepen. Alle maten kunnen iets afwijken. De modellen kunnen ten allen tijde gewijzigd worden. De foto's en tekeningen zijn niet contractueel bindend. Geen enkele vermelding in deze catalogus kan leiden tot rechtsaansprakelijkheid. - Tous nos produits sont livrés non peints, sauf mention explicite. Les options et accessoires ne sont présents qu'à titre d'illustration. Les dimensions des articles sont données à titre indicatif. Les modèles peuvent être modifiés à tout instant sans préavis. Les photos et dessins ne sont pas contractuels. Aucune action juridique ne peut être intentée sur la base de ce catalogue. - All our products are delivered not painted, unless explicitly stated. The options and accessories shown are not included in the product. Dimensions are given for information only. Models can be modified at any time without notification. Pictures and drawings are not contractual. Nothing in this edition can lead to legal procedure. - Alle Produkte werden ungestrichen geliefert, sofern nicht anders angegeben. Die gezeigten Dekorationen und Zubehörteile sind nicht im Lieferumfang enthalten. Alle genannten Masse sind ca. Angaben. Technische Änderungen sind jederzeit möglich. Abweichungen zu den gezeigten Bilder und Zeichnungen sind möglich. Für die genannten Angaben und Druckfehler wird keine Haftung übernommen.

