

Modern

ROHAN 2980 + 3644 x 2980 mm

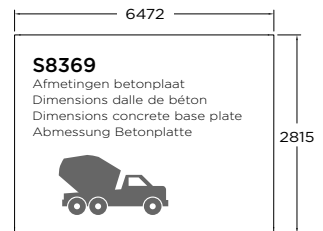
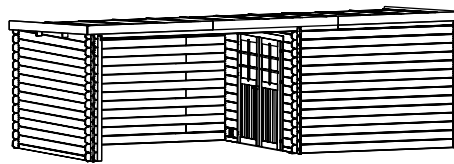
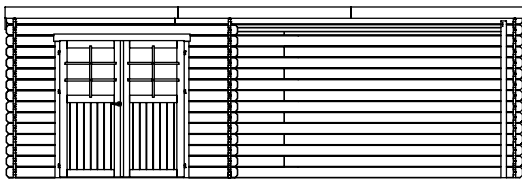
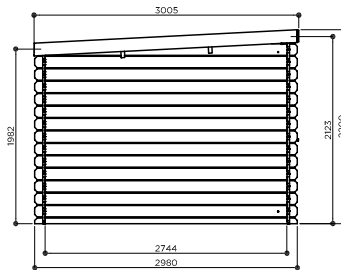
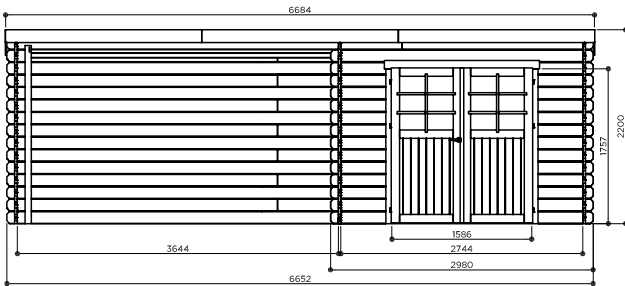


S8369



ALTERNATIVE
S8369-1
 EAN code: 5412025983698
 Geïmpregneerd model
 Modèle traité Autoclave
 Impregnated model
 Imprägniertes Modell


8.88 m²
S8369



EIGENSCHAPPEN - CARACTÉRISTIQUES - FEATURES - EIGENSCHAFTEN

16 mm 28 mm	± 980 kg	5500 x 1170 x 520 mm	± 43.40 m ²	75 kg/m ²		
7.53 m ²	8.88 m ²	20.08 m ²	3° 19.72 m ²	30 kg/m ²		

OPTIES - OPTIONS - OPTIONS - OPTIONEN (Zie - Voir - See - Siehe : P.20-21)



Modern

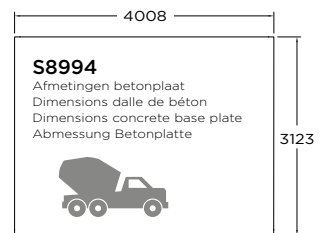
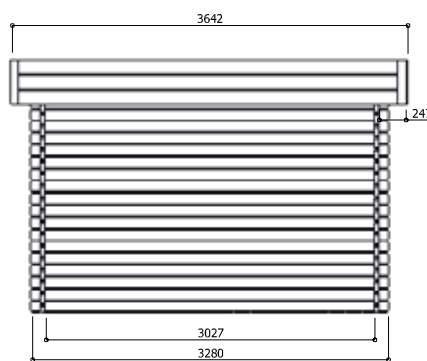
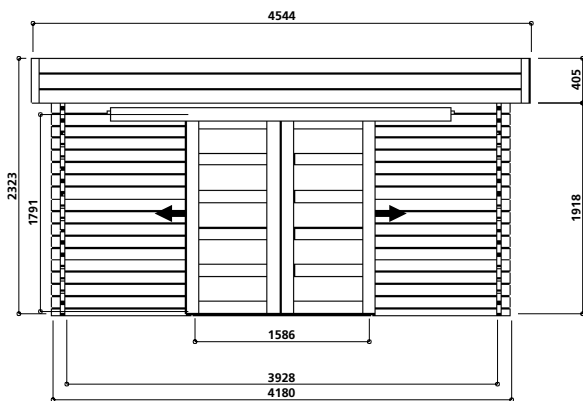
VIBORG 4180 x 3280 mm



S8994



13.71 m²
S8994



EIGENSCHAPPEN - CARACTÉRISTIQUES - FEATURES - EIGENSCHAFTEN

16 mm 40 mm	± 960 kg	4640 x 1210 x 690 mm	± 38.00 m ²	75 kg/m ²	
11.89 m ²	13.71 m ²	16.55 m ²	4° 16.00 m ²	30 kg/m ²	

OPTIES - OPTIONS - OPTIONS - OPTIONEN (Zie - Voir - See - Siehe : P.20-21)

S819	S8756	S8524-1	S522	6 x S8529-1	S8057
------	-------	---------	------	-------------	-------

Modern


LUND 2672 x 1874 mm



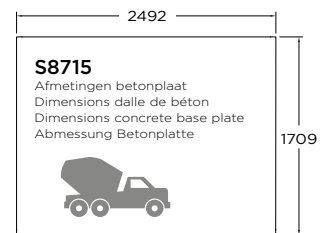
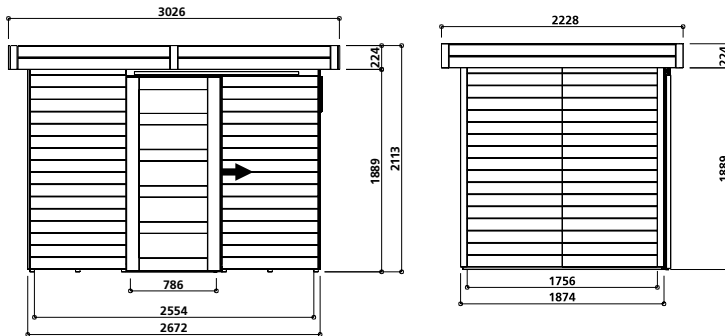
S8715



5.03 m²
S8715




Model ongeveer verkocht - Modèle vendu non peint - Model sold unpainted - Modellverkauf naturbelassen, unlackiert



EIGENSCHAPPEN - CARACTÉRISTIQUES - FEATURES - EIGENSCHAFTEN


16 mm 19 mm	± 320 kg	2350 x 1170 x 850 mm	± 21.70 m ²	75 kg/m ²	
4.85 m ²	5.03 m ²	6.69 m ²	4° 6.27 m ²	30 kg/m ²	

OPTIES - OPTIONS - OPTIONS - OPTIONEN (Zie - Voir - See - Siehe : P.20-21)



Modern

SJOBBO 3357 x 2559 mm

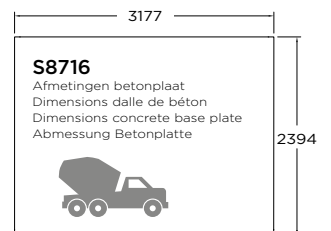
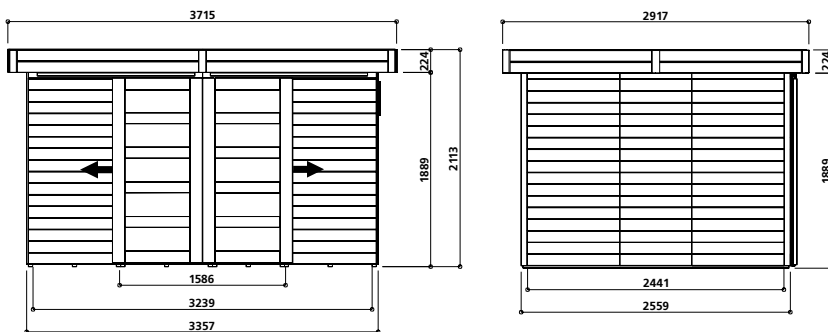



S8716



8.62 m²
S8716


Model ongeveer/verfde verkocht - Modèle vendu non peint - Model sold unpainted - Modellverkauf naturbelassen, unlackiert



EIGENSCHAPPEN - CARACTÉRISTIQUES - FEATURES - EIGENSCHAFTEN

16 mm 19 mm	± 430 kg	2150 x 1170 x 950 mm	± 27.10 m ²	75 kg/m ²	
8.39 m ²	8.62 m ²	10.49 m ²	3.5° 9.91 m ²	30 kg/m ²	

OPTIES - OPTIONS - OPTIONS - OPTIONEN (Zie - Voir - See - Siehe : P.20-21)



Modern

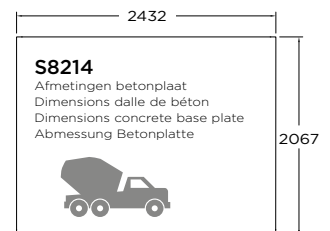
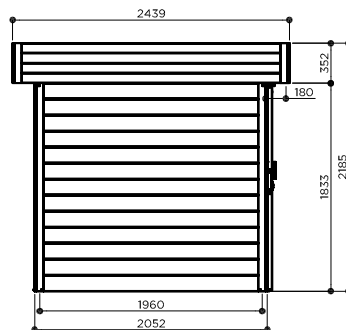
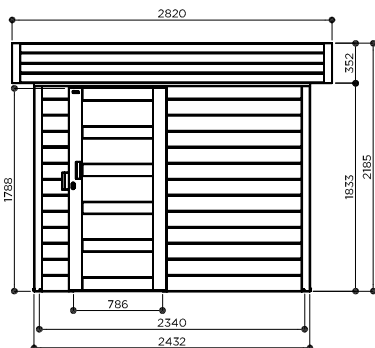

BERGEN 2432 x 2052 mm



S8214




4.99 m²
S8214



EIGENSCHAPPEN - CARACTÉRISTIQUES - FEATURES - EIGENSCHAFTEN

16 mm 28 mm	± 430 kg	3350 x 1170 x 520 mm	± 23.60 m ²	75 kg/m ²	
4.59 m ²	4.99 m ²	6.88 m ²	3° 6.39 m ²	30 kg/m ²	

OPTIES - OPTIONS - OPTIONS - OPTIONEN (Zie - Voir - See - Siehe : P.20-21)



Modern

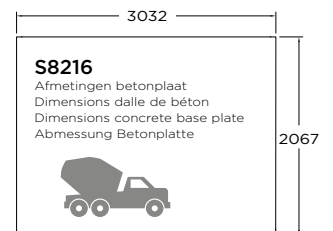
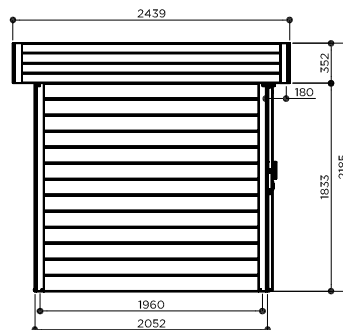
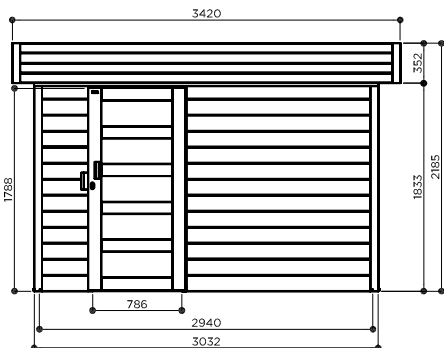

OSLO 3032 x 2052 mm



S8216



6.22 m²
S8216



EIGENSCHAPPEN - CARACTÉRISTIQUES - FEATURES - EIGENSCHAFTEN

16 mm 28 mm	± 460 kg	3490 x 1170 x 520 mm	± 26.40 m ²	75 kg/m ²	
5.76 m ²	6.22 m ²	8.34 m ²	3° 7.79 m ²	30 kg/m ²	

OPTIES - OPTIONS - OPTIONS - OPTIONEN (Zie - Voir - See - Siehe : P.20-21)

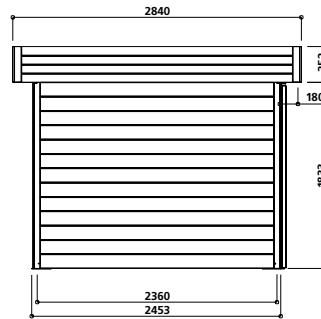
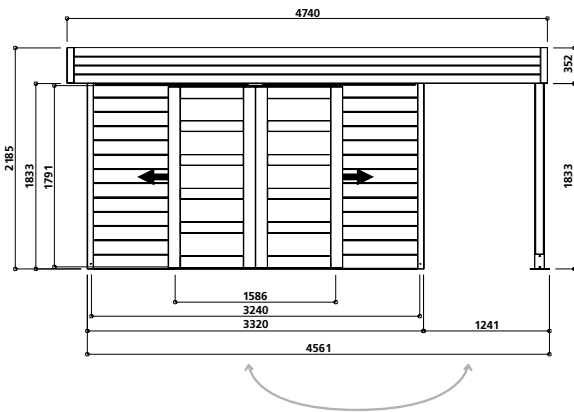
S819	S8756	S8522-1	S8056	4 x S8528-1
------	-------	---------	-------	-------------

Modern

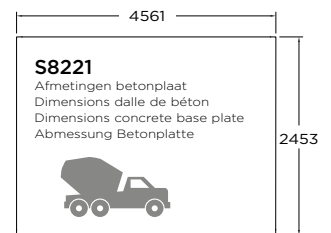
LARVIK 3332 + 1241 mm x 2452 mm



S8221



Spiegelbeeld mogelijk tijdens de montage.
Image miroir possible lors du montage.
Mirror image possible during assembly.
Spiegelbild bei der Montage möglich.



EIGENSCHAPPEN - CARACTÉRISTIQUES - FEATURES - EIGENSCHAFTEN

16 mm 28 mm	± 680 kg	4850 x 1170 x 460 mm	± 33.40 m ²	75 kg/m ²	3°
7.65 m ²	8.13 m ²	12.95 m ²	12.60 m ²	30 kg/m ²	

OPTIES - OPTIONS - OPTIONS - OPTIONEN (Zie - Voir - See - Siehe : P.20-21)

S819	S8756	S8523-1	S8056	5 x S8528-1
------	-------	---------	-------	-------------

Modern

ARHUS 3332 + 3170 mm x 2452 mm




S8387

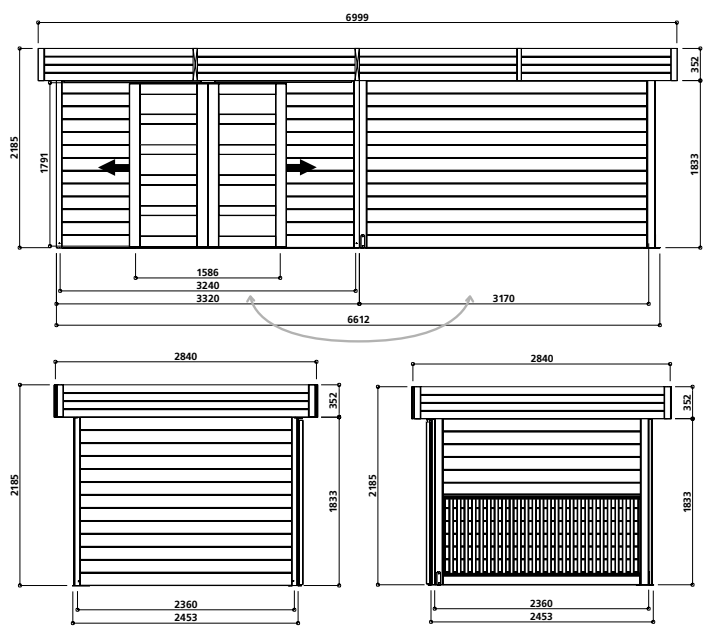


8.14 m²
S8387

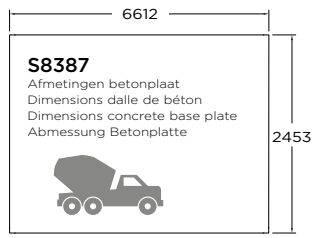
ALTERNATIVE
S8387-1
EAN code: 5412025983872
Geïmpregneerd model
Modèle traité Autoclave
Impregnated model
Imprägniertes Modell



Model standaard onbehandeld geleverd – Modèle standard livré non traité – Standard model delivered untreated - Standardmodell unbehandelt geliefert




Spiegelbeeld mogelijk tijdens de montage.
Image miroir possible lors du montage.
Mirror image possible during assembly.
Spiegelbild bei der Montage möglich.



EIGENSCHAPPEN - CARACTÉRISTIQUES - FEATURES - EIGENSCHAFTEN

16 mm 28 mm	± 980 kg	5500 x 1170 x 520 mm	± 43.40 m ²	75 kg/m ²
7.65 m ²	8.14 m ²	19.88 m ²	3° 18.13 m ²	30 kg/m ²

OPTIES - OPTIONS - OPTIONS - OPTIONEN (Zie - Voir - See - Siehe : P.20-21)



Modern

STOCKHOLM 3632 x 2452 mm



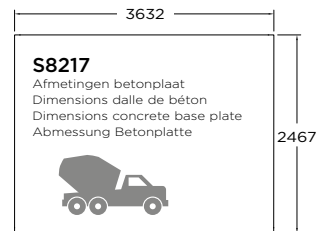
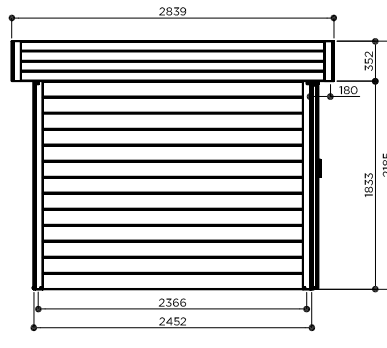
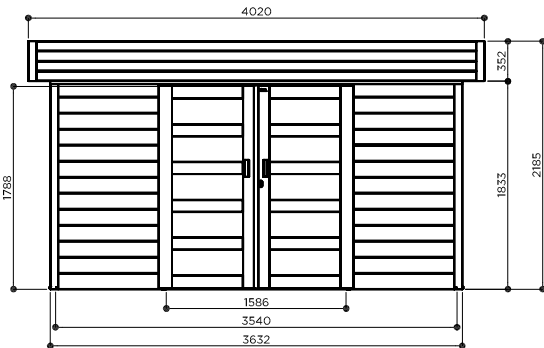

S8217



8.91 m²
S8217

ALTERNATIVE S8217-1
EAN code: 5412025982172
Geïmpregneerd model
Modèle traité Autoclave
Impregnated model
Imprägniertes Modell

Model standaard onbehandeld geleverd - Modèle standard livré non traité - Standard model delivered untreated - Standardmodell unbehandelt geliefert



EIGENSCHAPPEN - CARACTÉRISTIQUES - FEATURES - EIGENSCHAFTEN

16 mm 28 mm	± 530 kg	4050 x 1170 x 520 mm	± 30.00 m ²	75 kg/m ²	
8.37 m ²	8.91 m ²	11.41 m ²	3° 10.66 m ²	30 kg/m ²	

OPTIES - OPTIONS - OPTIONS - OPTIONEN (Zie - Voir - See - Siehe : P.20-21)

S819	S8756	S8524-1	S8056	5 x S8528-1
------	-------	---------	-------	-------------

Modern

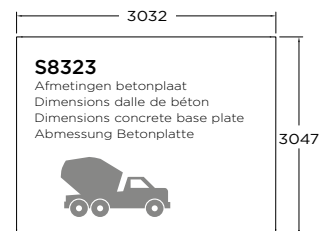

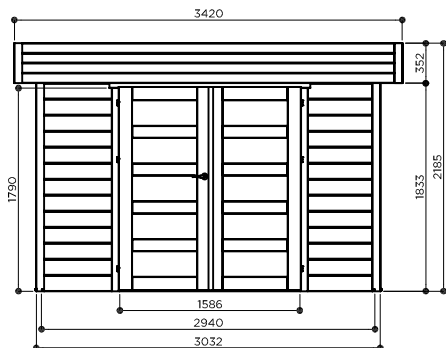
ODENSE 3032 x 3032 mm



S8323




9.19 m²
S8323



EIGENSCHAPPEN - CARACTÉRISTIQUES - FEATURES - EIGENSCHAFTEN

	16 mm 28 mm		± 600 kg		4150 x 1170 x 510 mm		± 31.80 m ²		75 kg/m ²		
	8.64 m ²		9.19 m ²		11.69 m ²		3° 11.06 m ²		30 kg/m ²		

OPTIES - OPTIONS - OPTIONS - OPTIONEN (Zie - Voir - See - Siehe : P.20-21)



MALMÖ 3932 x 3052 mm



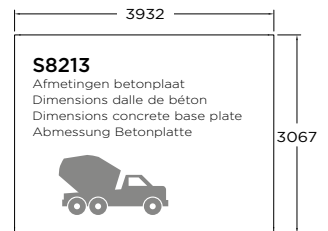

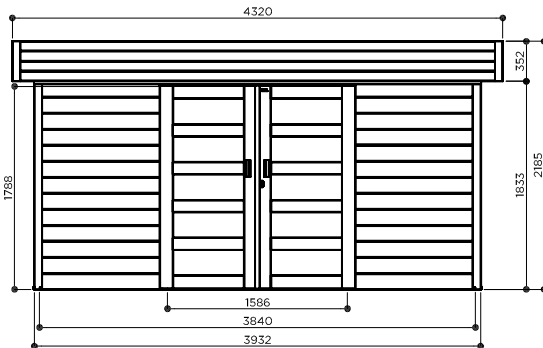
S8213



12.00 m²
S8213

ALTERNATIVE
S8213-1
EAN code: 5412025982134
Geïmpregneerd model
Modèle traité Autoclave
Impregnated model
Imprägniertes Modell


Model standaard onbehandeld geleverd - Modèle standard livré non traité - Standard model delivered untreated - Standardmodell unbehandelt geliefert



EIGENSCHAPPEN - CARACTÉRISTIQUES - FEATURES - EIGENSCHAFTEN

16 mm 28 mm	± 760 kg	4420 x 1200 x 520 mm	± 34.80 m ²	75 kg/m ²	
11.37 m ²	12.00 m ²	14.86 m ²	3° 14.02 m ²	30 kg/m ²	

OPTIES - OPTIONS - OPTIONS - OPTIONEN (Zie - Voir - See - Siehe : P.20-21)



Visio

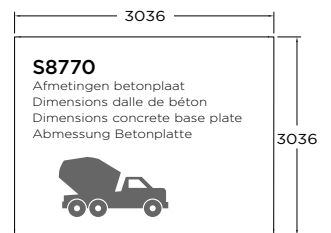
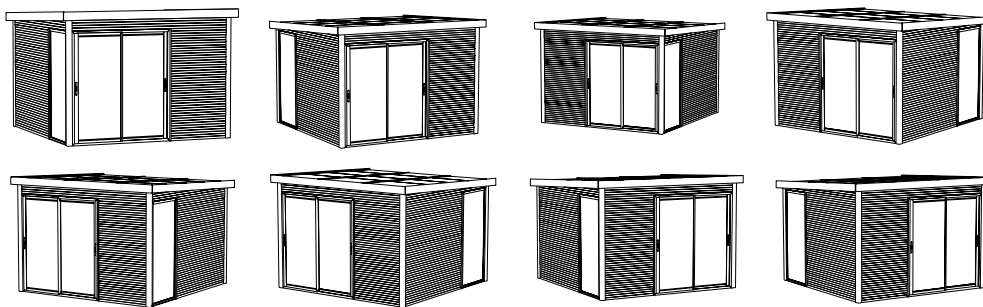
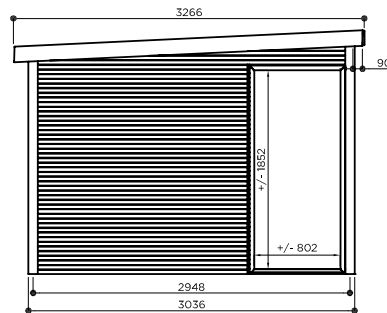
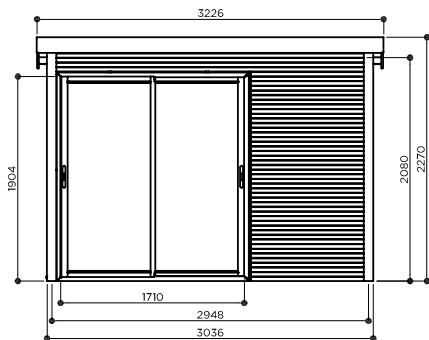
SEDA 3036 x 3036 mm



S8770




9.22 m²
S8770




EIGENSCHAPPEN - CARACTÉRISTIQUES - FEATURES - EIGENSCHAFTEN

16 mm 28 mm	± 600 kg	3500 x 1170 x 550 mm	± 30 m ²	75 kg/m ²	
8.68 m ²	9.22 m ²	10.51 m ²	3° 10.29 m ²	30 kg/m ²	

OPTIES - OPTIONS - OPTIONS - OPTIONEN (Zie - Voir - See - Siehe : P.20-21)



SAGRES 3036 + max 3948 mm x 3036 mm



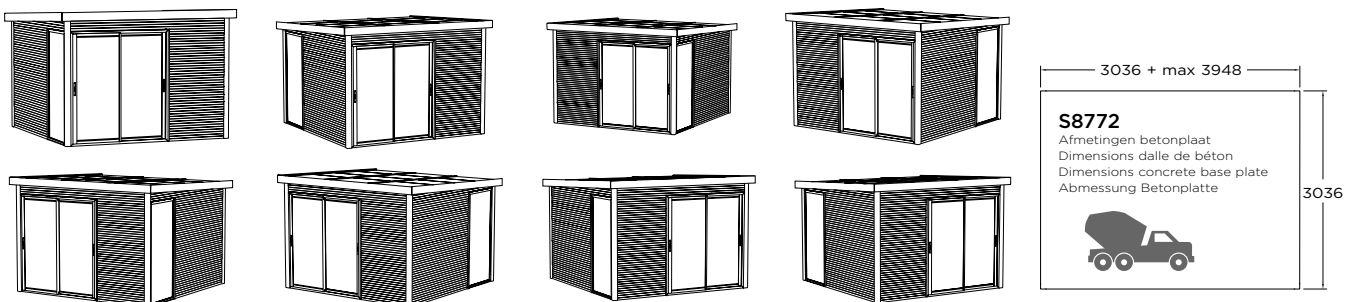
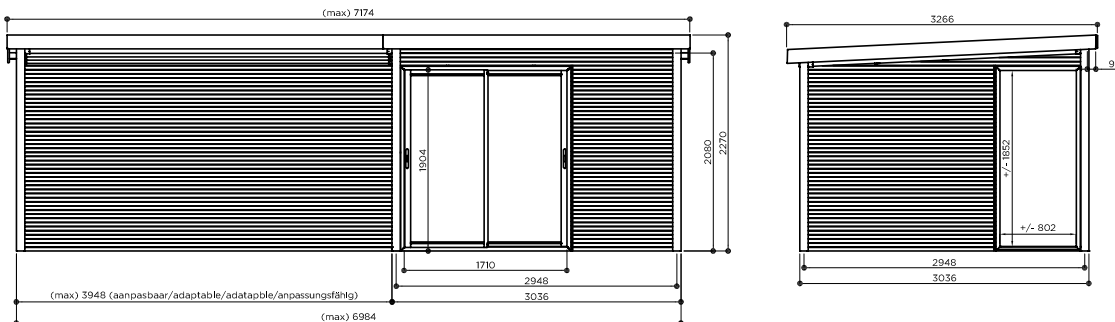
S8772



9.22 m²
S8772




Spiegelbeeld mogelijk tijdens de montage.
Image miroir possible lors du montage.
Mirror image possible during assembly.
Spiegelbild bei der Montage möglich.



EIGENSCHAPPEN - CARACTÉRISTIQUES - FEATURES - EIGENSCHAFTEN

16 mm 28 mm	± 950 kg	4250 x 1170 x 580 mm	max ± 45 m ²	75 kg/m ²	
8.68 m ²	9.22 m ²	max 23.37 m ²	3° max 22.89 m ²	30 kg/m ²	

OPTIES - OPTIONS - OPTIONS - OPTIONEN (Zie - Voir - See - Siehe : P.20-21)



Visio

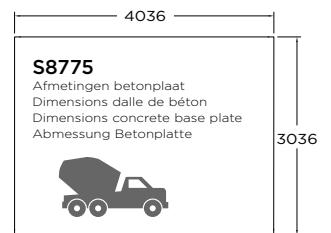
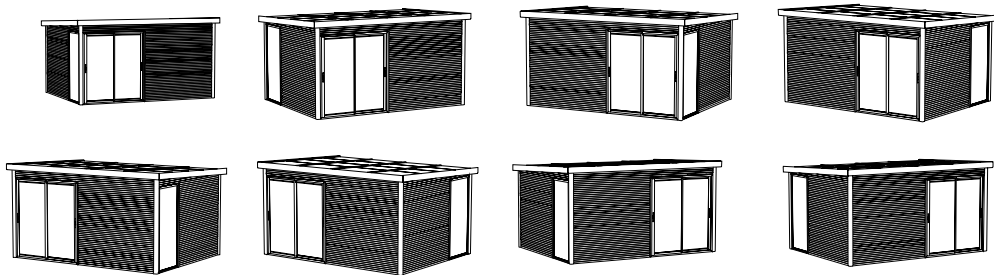
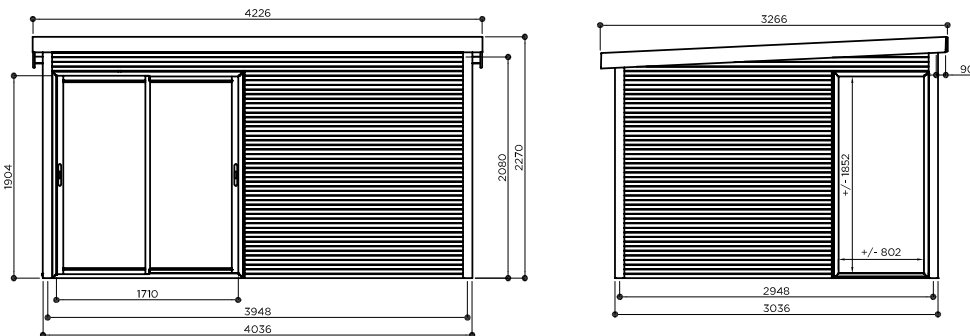
FARO 4036 x 3036 mm



S8775



12.25 m²
S8775




EIGENSCHAPPEN - CARACTÉRISTIQUES - FEATURES - EIGENSCHAFTEN

16 mm 28 mm	± 750 kg	4500 x 1170 x 550 mm	± 35 m ²	75 kg/m ²	
11.63 m ²	12.25 m ²	13.76 m ²	3° 13.48 m ²	30 kg/m ²	

OPTIES - OPTIONS - OPTIONS - OPTIONEN (Zie - Voir - See - Siehe : P.20-21)



TAVIRA 4036 + max 3948 mm x 3036 mm



S8777



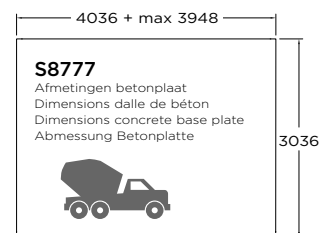
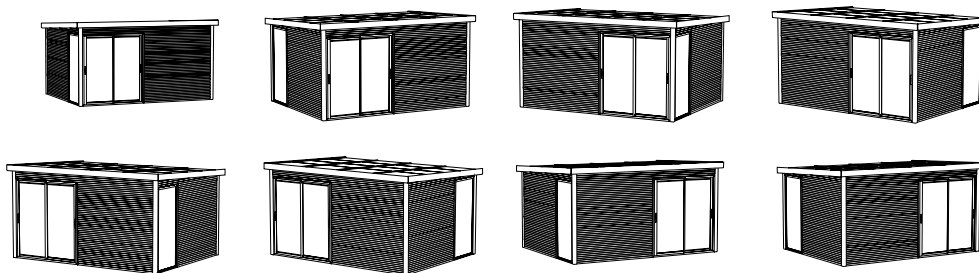
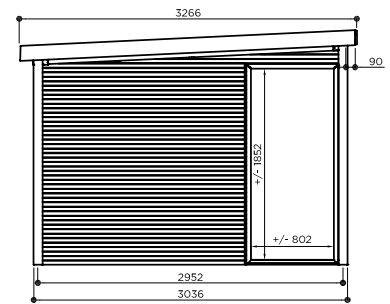
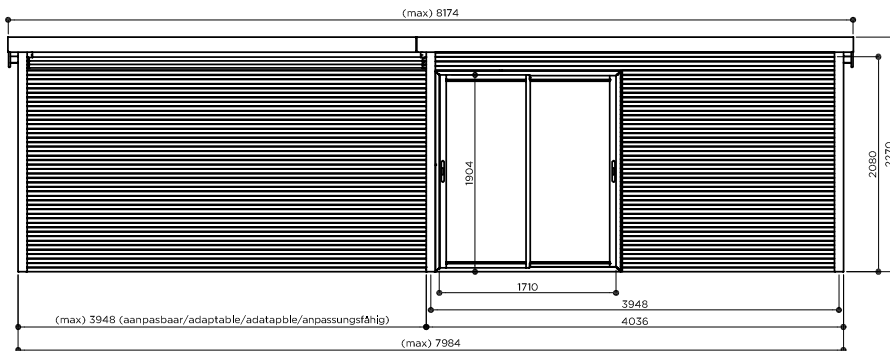
12.25 m²
S8777



DOOR LOCK




Spiegelbeeld mogelijk tijdens de montage.
Image miroir possible lors du montage.
Mirror image possible during assembly.
Spiegelbild bei der Montage möglich.



EIGENSCHAPPEN - CARACTÉRISTIQUES - FEATURES - EIGENSCHAFTEN

16 mm 28 mm	± 1080 kg	4250 x 1170 x 580 mm	± 60 m ²	75 kg/m ²	
11.63 m ²	12.25 m ²	max 26.62 m ²	3° max 26.08 m ²	30 kg/m ²	

OPTIES - OPTIONS - OPTIONS - OPTIONEN (Zie - Voir - See - Siehe : P.20-21)



Cube

CAPRI 2988 x 1988 mm

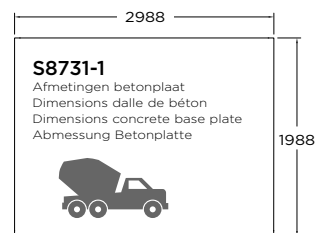
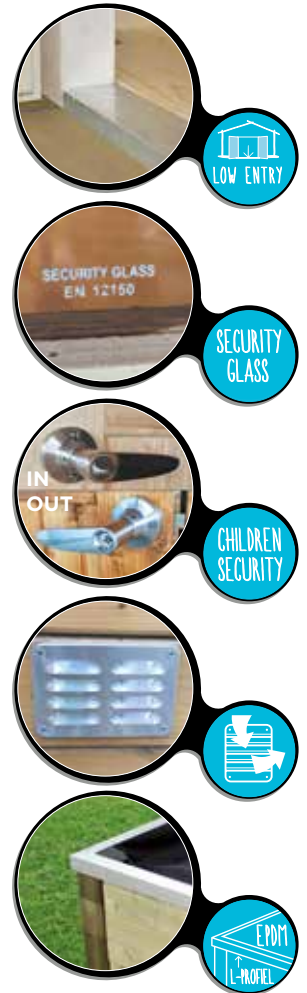

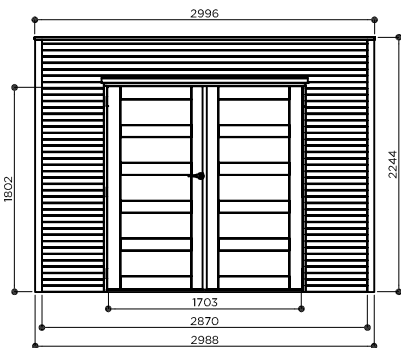


S8731-1



5.94 m²
S8731-1


Model geleverd met autoclave behandeling - Modèle vendu traité en Autoclave
Model sold with autoclave treatment - Modell mit Autoklav-Behandlung verkauft



EIGENSCHAPPEN - CARACTÉRISTIQUES - FEATURES - EIGENSCHAFTEN

16 mm 19 mm	± 400 kg	3050 x 1100 x 550 mm	± 22.38 m ²	75 kg/m ²	
5.37 m ³	5.94 m ²	5.94 m ²	1° 5.75 m ²	30 kg/m ²	EPDM

OPTIES - OPTIONS - OPTIONS - OPTIONEN (Zie - Voir - See - Siehe : P.20-21)

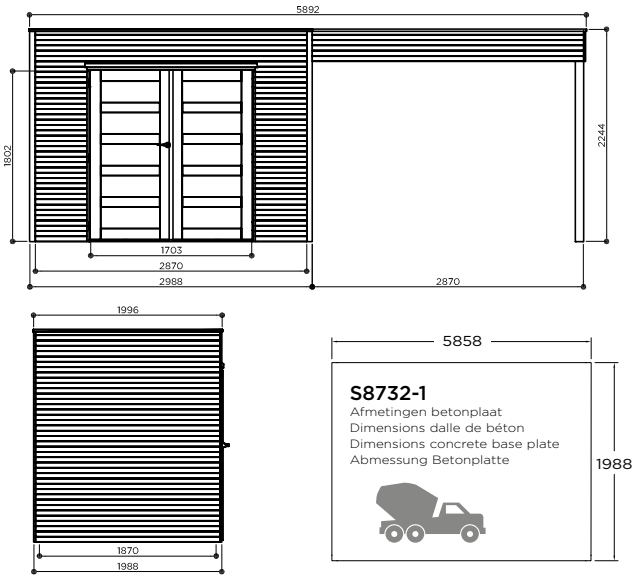


SALERNO 2988 + 2870 mm x 1988 mm

S8732-1



Model geleverd met autoclave behandeling
 Modèle vendu traité en Autoclave
 Model sold with autoclave treatment
 Modell mit Autoklav-Behandlung verkauft



EIGENSCHAPPEN - CARACTÉRISTIQUES - FEATURES - EIGENSCHAFTEN

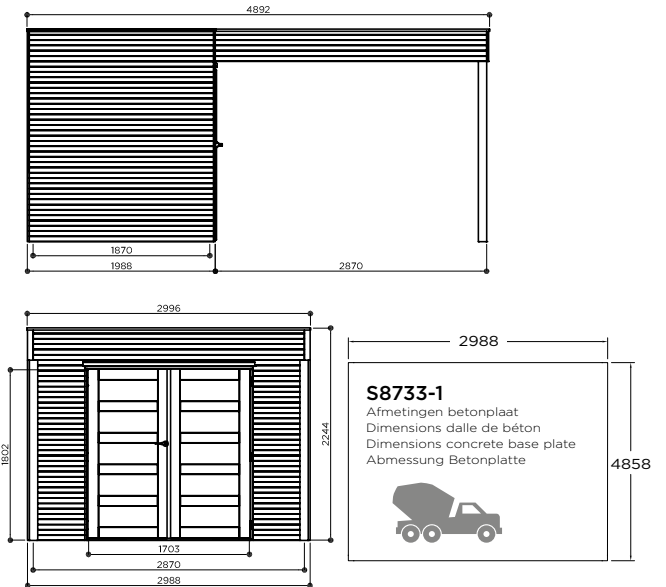
16 mm 19 mm	± 500 kg	3050 x 1150 x 700 mm
5.37 m²	5.94 m²	11.65 m²
± 25.11 m²	75 kg/m²	EPDM
1° 5.68 m²	30 kg/m²	EPDM

POTENZA 2988 x 1988 mm + 2870 mm

S8733-1



Model geleverd met autoclave behandeling
 Modèle vendu traité en Autoclave
 Model sold with autoclave treatment
 Modell mit Autoklav-Behandlung verkauft



EIGENSCHAPPEN - CARACTÉRISTIQUES - FEATURES - EIGENSCHAFTEN


16 mm 19 mm	± 500 kg	3050 x 1150 x 700 mm
5.37 m²	5.94 m²	14.64 m²
± 25.50 m²	75 kg/m²	EPDM
1° 8.68 m²	30 kg/m²	EPDM

OPTIES - OPTIONS - OPTIONS - OPTIONEN (Zie - Voir - See - Siehe : P.20-21)



Cube


BARI 2988 x 2908 mm



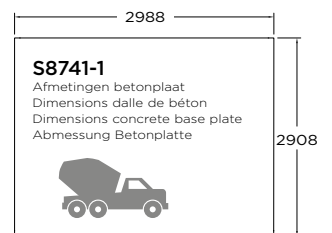

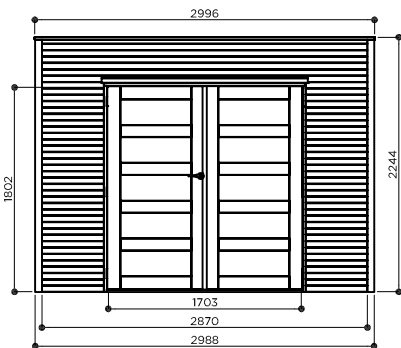
S8741-1



8.69 m²
S8741-1



Model geleverd met autoclave behandeling - Modèle vendu traité en Autoclave
Model sold with autoclave treatment - Modell mit Autoklav-Behandlung verkauft



EIGENSCHAPPEN - CARACTÉRISTIQUES - FEATURES - EIGENSCHAFTEN

16 mm 19 mm	± 500 kg	3050 x 1150 x 600 mm	± 26.52 m ²	75 kg/m ²	
8.01 m ²	8.69 m ²	8.69 m ²	1° 8.47 m ²	30 kg/m ²	

OPTIES - OPTIONS - OPTIONS - OPTIONEN (Zie - Voir - See - Siehe : P.20-21)

S819	S8756-1	S8523-1	S8056
------	---------	---------	-------

TARENTO 2988 + 2870 mm x 2908 mm

S8742-1

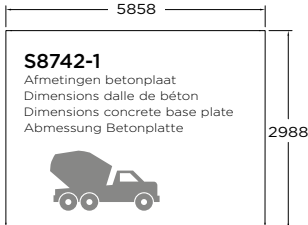
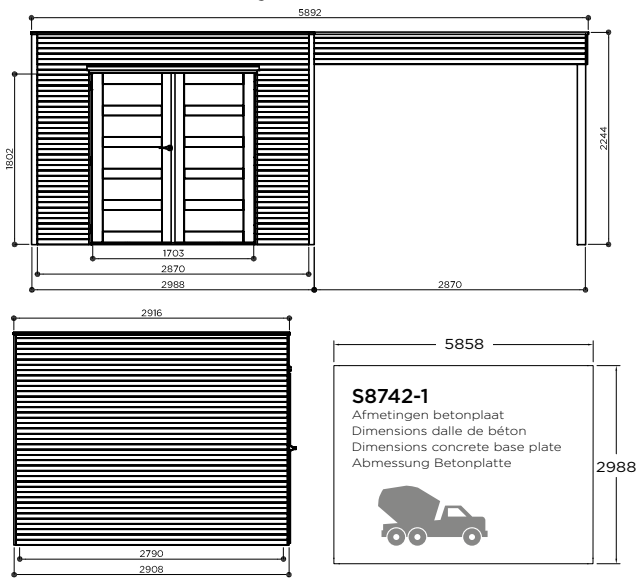


8.69 m²

S8742-1



Model geleverd met autoclave behandeling
Modèle vendu traité en Autoclave
Model sold with autoclave treatment
Modell mit Autoklav-Behandlung verkauft



MATERA 2988 x 2908 + 2870 mm

S8743-1

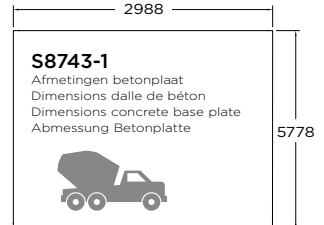
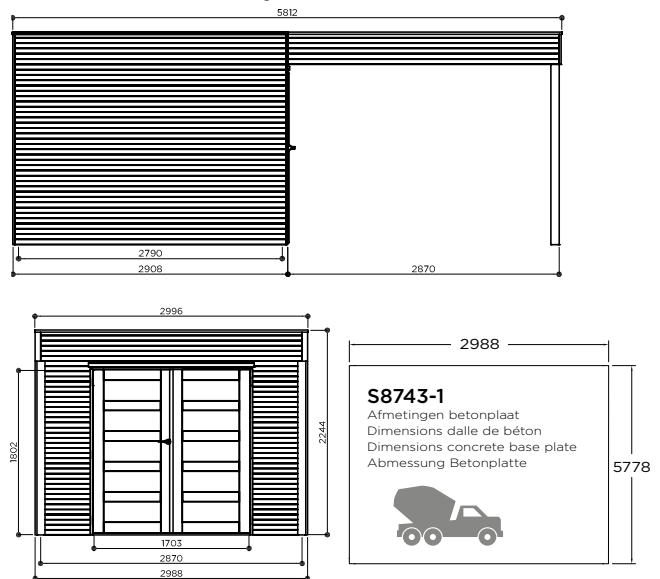


8.69 m²

S8743-1



Model geleverd met autoclave behandeling
Modèle vendu traité en Autoclave
Model sold with autoclave treatment
Modell mit Autoklav-Behandlung verkauft



EIGENSCHAPPEN - CARACTÉRISTIQUES - FEATURES - EIGENSCHAFTEN

16 mm 19 mm	± 600 kg	3150 x 1150 x 750 mm
8.01 m ²	8.69 m ²	17.04 m ²
± 29.64 m ²	75 kg/m ²	EPDM
1° 8.68 m ²	30 kg/m ²	EPDM

16 mm 19 mm	± 600 kg	3150 x 1150 x 750 mm
8.01 m ²	8.69 m ²	17.04 m ²
± 29.64 m ²	75 kg/m ²	EPDM
1° 8.68 m ²	30 kg/m ²	EPDM

OPTIES - OPTIONS - OPTIONS - OPTIONEN (Zie - Voir - See - Siehe : P.20-21)



Luminous

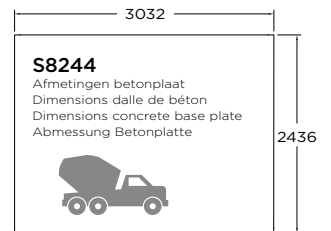
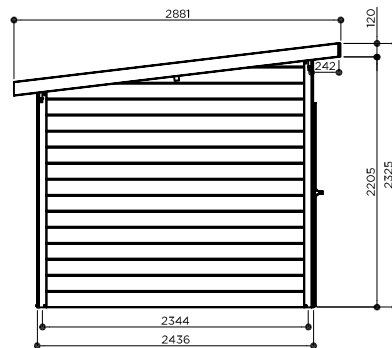
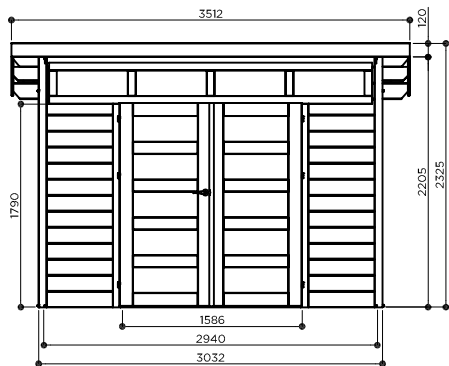
VERONA 3032 x 2436 mm



S8244



7.39 m²
S8244



EIGENSCHAPPEN - CARACTÉRISTIQUES - FEATURES - EIGENSCHAFTEN

16 mm 28 mm	± 510 kg	3099 x 1099 x 600 mm	30 kg/m ²	75 kg/m ²	
6.89 m ²	7.39 m ²	10.12 m ²	± 27.00 m ²	7° 10.02 m ²	

OPTIES - OPTIONS - OPTIONS - OPTIONEN (Zie - Voir - See - Siehe : P.20-21)

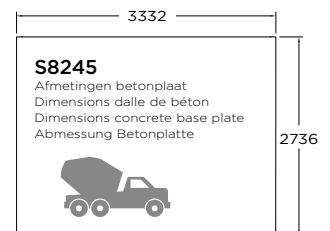
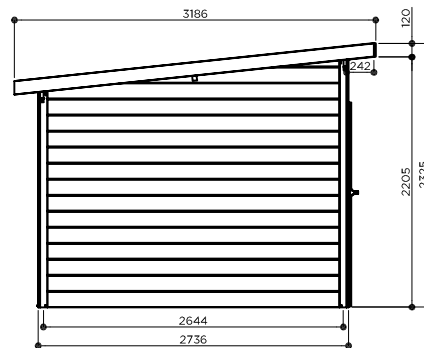
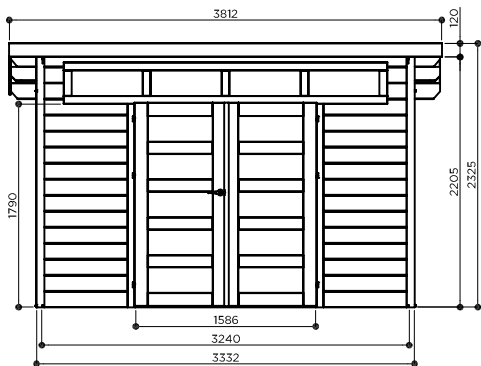
S819	S8756	S8523-1	4 x S8528-1
------	-------	---------	-------------

VENEZIA 3332 x 2736 mm

S8245



9.12 m²
S8245



EIGENSCHAPPEN - CARACTÉRISTIQUES - FEATURES - EIGENSCHAFTEN

16 mm 28 mm	± 510 kg	4150 x 1170 x 500 mm	30 kg/m ²	75 kg/m ²		
8.57 m ²	9.12 m ²	12.14 m ²	± 28.50 m ²	6° 12.02 m ²		

OPTIES - OPTIONS - OPTIONS - OPTIONEN (Zie - Voir - See - Siehe : P.20-21)

S819 	S8756 	S8523-1 	5 x S8528-1
----------	-----------	-------------	-----------------

Luminous

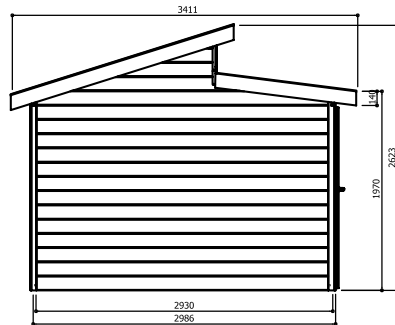
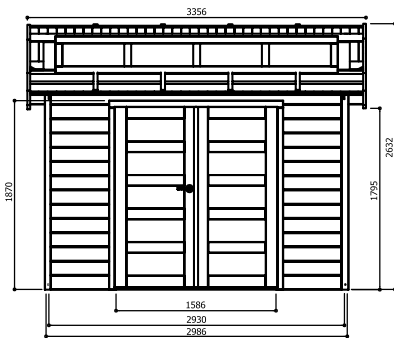
MILANO 2986 x 2986 mm



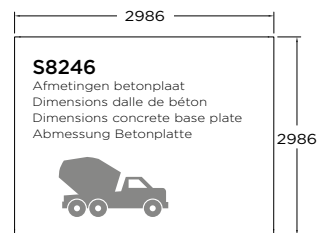
S8246



8.92 m²
S8246



Deur kan op elke zijde geplaatst worden
La porte peut être posée sur chaque face
Door can be placed on each front
Tür auf jeder Seite platziert werden




EIGENSCHAPPEN - CARACTÉRISTIQUES - FEATURES - EIGENSCHAFTEN

16 mm 28 mm	± 730 kg	4050 x 1170 x 500 mm	± 31.00 m ²	75 kg/m ²	
8.58 m ²	8.92 m ²	11.45 m ²	7° / 17° 19.50 m ²	30 kg/m ²	

OPTIES - OPTIONS - OPTIONS - OPTIONEN (Zie - Voir - See - Siehe : P.20-21)

S819	S8756	S8523-1	5 x S8528-1
------	-------	---------	-------------

MERANO 2986 x 2986 mm



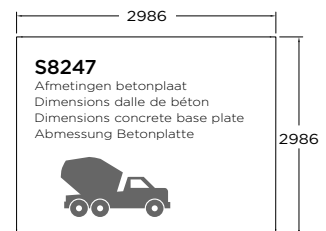
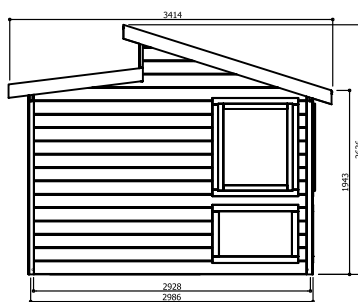
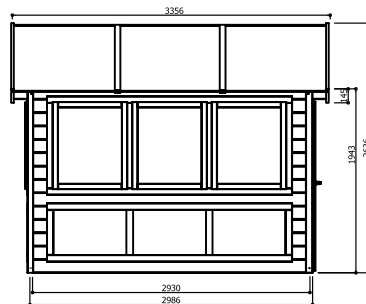
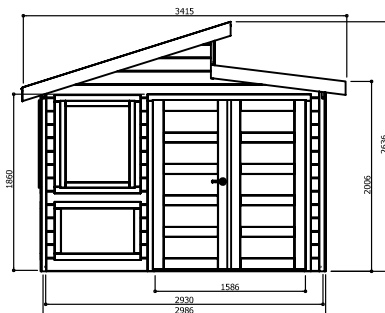
S8247



8.92 m²
S8247




Model ongeveer/rd verkocht - Modèle vendu non peint - Model sold unpainted - Modellverkauf naturbelassen, unlackiert



EIGENSCHAPPEN - CARACTÉRISTIQUES - FEATURES - EIGENSCHAFTEN

16 mm 28 mm	± 780 kg	4050 x 1170 x 730 mm	± 16.00 m ²	75 kg/m ²	glass + plexi
8.58 m ²	8.92 m ²	11.46 m ²	7° / 17° 19.50 m ²	30 kg/m ²	

OPTIES - OPTIONS - OPTIONS - OPTIONEN (Zie - Voir - See - Siehe : P.20-21)



Cottage

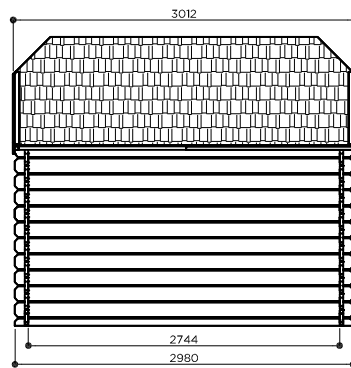
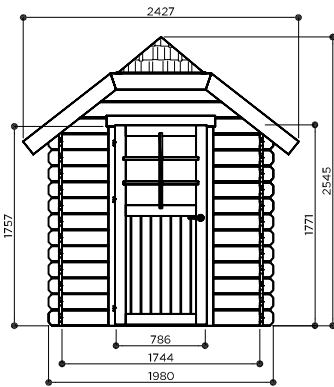
GALWAY 1980 x 2980 mm



S8503



5.90 m²
S8503



EIGENSCHAPPEN - CARACTÉRISTIQUES - FEATURES - EIGENSCHAFTEN

16 mm 28 mm	± 490 kg	3030 x 1100 x 545 mm	± 24.10 m ²	75 kg/m ²	
4.78 m ²	5.90 m ²	7.31 m ²	40° 8.87 m ²	30 kg/m ²	

OPTIES - OPTIONS - OPTIONS - OPTIONEN (Zie - Voir - See - Siehe : P.20-21)

S819	4 x S575	4 x S577	S8522-1	S522	4 x S8528-1
------	----------	----------	---------	------	-------------

LIMERICK 2980 x 3880 mm

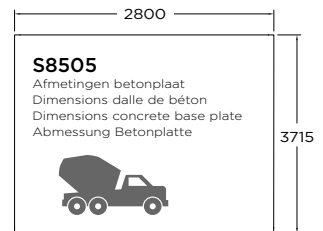
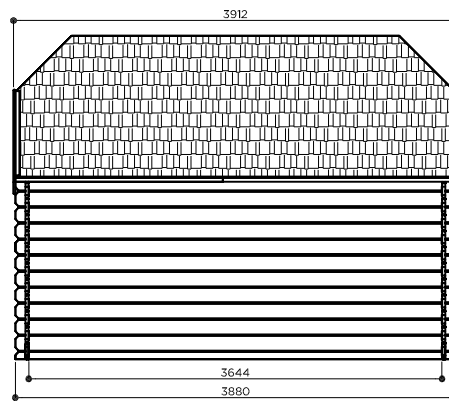
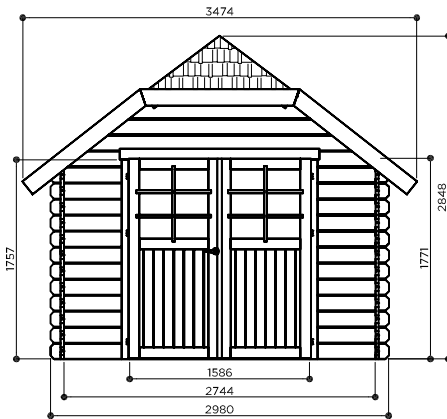


S8505



11.56 m²
S8505

ALTERNATIVE
S8505-1
EAN code: 5412025901951
Geïmpregneerd model
Modèle traité en Autoclave
Impregnated model
Imprägniertes Modell



EIGENSCHAPPEN - CARACTÉRISTIQUES - FEATURES - EIGENSCHAFTEN

16 mm 28 mm	± 770 kg	4300 x 1200 x 500 mm	± 35.60 m ²	75 kg/m ²	
10.00 m ²	11.56 m ²	13.59 m ²	37° 16.04 m ²	30 kg/m ²	

OPTIES - OPTIONS - OPTIONS - OPTIONEN (Zie - Voir - See - Siehe : P.20-21)

S819	7 x S575	7 x S577	S8525-1	S522	6 x S8528-1
------	----------	----------	---------	------	-------------

Cottage

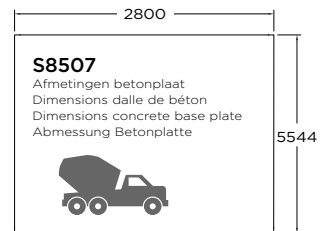
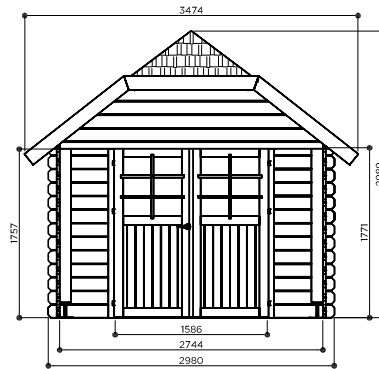
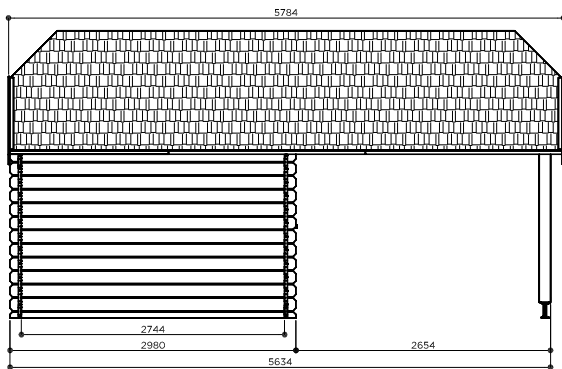
CORK 2980 x 2980 mm + 2654 mm



S8507



8.88 m²
S8507



EIGENSCHAPPEN - CARACTÉRISTIQUES - FEATURES - EIGENSCHAFTEN

16 mm 28 mm	± 1080 kg	3600 x 1100 x 600 mm	± 45.40 m ²	75 kg/m ²	
7.53 m ²	8.88 m ²	20.10 m ²	38° 23.71 m ²	30 kg/m ²	

OPTIES - OPTIONS - OPTIONS - OPTIONEN (Zie - Voir - See - Siehe : P.20-21)

S819	10 x S575	10 x S577	S8523-1	S522	5 x S8528-1
------	-----------	-----------	---------	------	-------------

Cottage

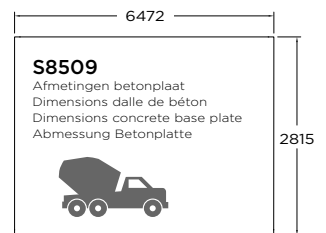

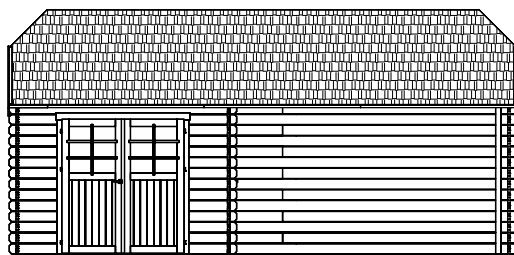
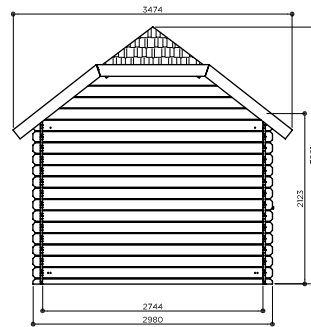
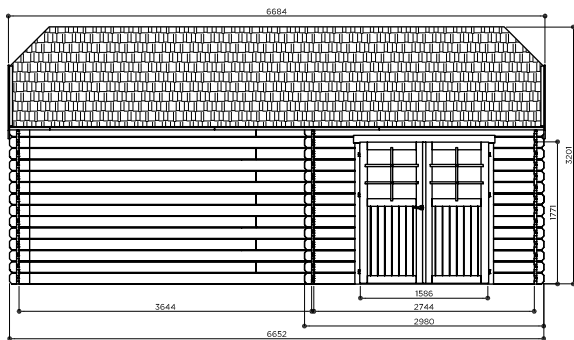

S8509

YORK

2980 + 3644 mm x 2980 mm



8.88 m²
S8509



EIGENSCHAPPEN - CARACTÉRISTIQUES - FEATURES - EIGENSCHAFTEN

16 mm 28 mm	± 1400 kg	3030 x 1120 x 650 mm	± 54 m ²	75 kg/m ²	
7.53 m ²	8.88 m ²	23.22 m ²	37° 27.40 m ²	30 kg/m ²	

OPTIES - OPTIONS - OPTIONS - OPTIONEN (Zie - Voir - See - Siehe : P.20-21)

S819	12 x S575	12 x S577	S8523-1	7 x S8528-1
S819	12 x S575	12 x S577	S8523-1	7 x S8528-1

DAINVILLE I 2980 x 2380 mm

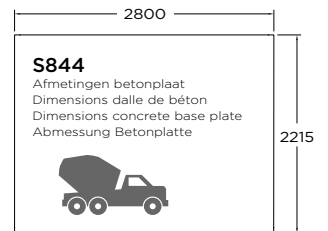
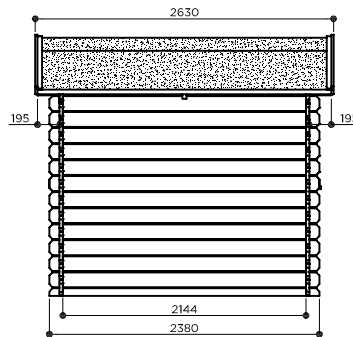
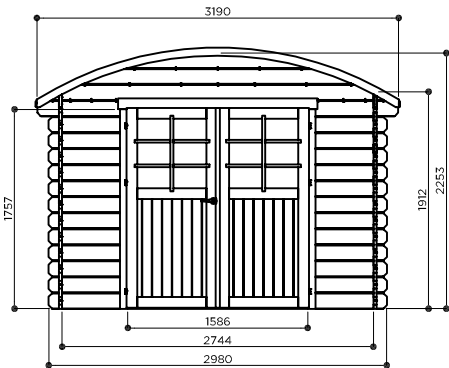


S844



7.09 m²
S844

ALTERNATIVE
S844-1
EAN code: 5412025901913
Geïmpregneerd model
Modèle traité en Autoclave
Impregnated model
Imprägniertes Modell



EIGENSCHAPPEN - CARACTÉRISTIQUES - FEATURES - EIGENSCHAFTEN

16 mm 28 mm	± 430 kg	3190 x 1150 x 490 mm	± 24.70 m ²	75 kg/m ²	
5.88 m ²	7.09 m ²	8.39 m ²	16° 8.81 m ²	30 kg/m ²	

OPTIES - OPTIONS - OPTIONS - OPTIONEN (Zie - Voir - See - Siehe : P.20-21)

S819	S8756	S8521-1	S522	4 x S8528-1
------	-------	---------	------	-------------

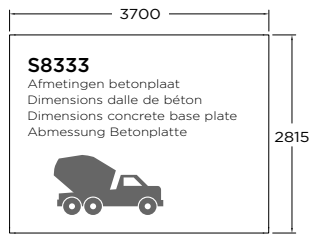
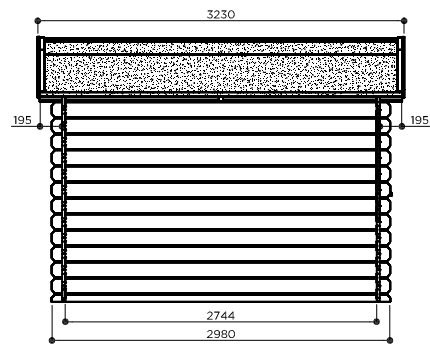
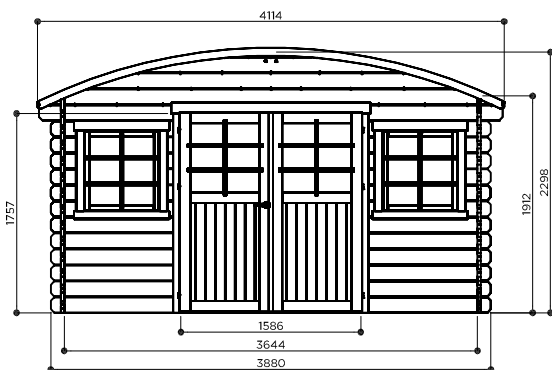
DAINVILLE II 3880 x 2980 mm



S8333



11.56 m²
S8333



EIGENSCHAPPEN - CARACTÉRISTIQUES - FEATURES - EIGENSCHAFTEN

16 mm 28 mm	± 580 kg	3930 x 1120 x 650 mm	± 28 m ²	75 kg/m ²	
10.00 m ²	11.56 m ²	13.29 m ²	12° 13.67 m ²	30 kg/m ²	

OPTIES - OPTIONS - OPTIONS - OPTIONEN (Zie - Voir - See - Siehe : P.20-21)



Pyramid

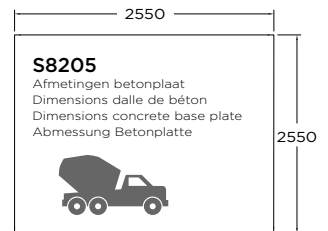
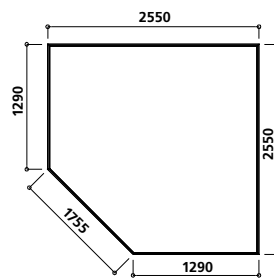
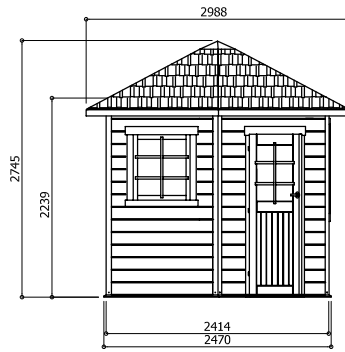
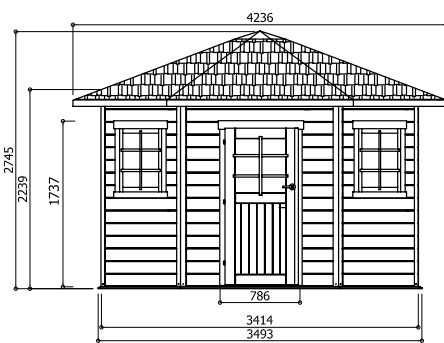
NANCY I 2550 x 2550 mm



S8205



5.70 m²
S8205



S8205
Afmetingen betonplaat
Dimensions dalle de béton
Dimensions concrete base plate
Abmessung Betonplatte

EIGENSCHAPPEN - CARACTÉRISTIQUES - FEATURES - EIGENSCHAFTEN

16 mm 28 mm	± 610 kg	3140 x 1170 x 710 mm	± 19.60 m ²	75 kg/m ²	
5.45 m ²	5.70 m ²	7.85 m ²	16° 8.81 m ²	30 kg/m ²	

OPTIES - OPTIONS - OPTIONS - OPTIONEN (Zie - Voir - See - Siehe : P.20-21)

S819	S8756	5 x S579	5 x S575	S8525-1	S891	4 x S8528-1
------	-------	----------	----------	---------	------	-------------

NANCY II 3050 x 3050 mm



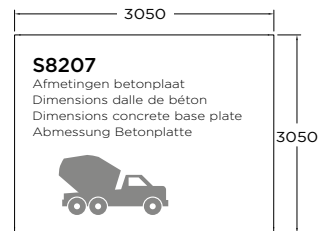
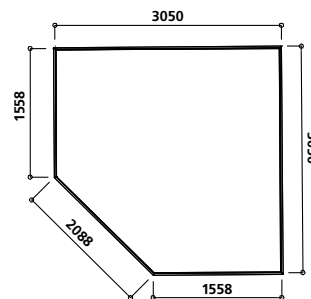
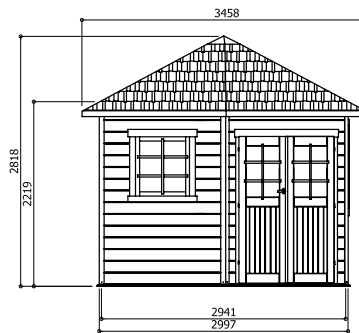
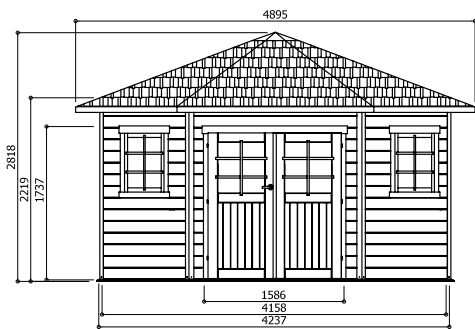
S8207



7.88 m²
S8207 + S891



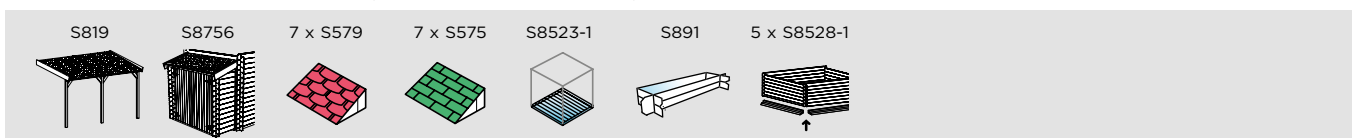
Bloembak is een optie - Jardinière en option - Flower box in option - Blumenkasten ist eine Option



EIGENSCHAPPEN - CARACTÉRISTIQUES - FEATURES - EIGENSCHAFTEN

16 mm 28 mm	± 780 kg	3700 x 1170 x 650 mm	± 23.50 m ²	75 kg/m ²	
7.78 m ²	7.88 m ²	10.72 m ²	16° 11.39 m ²	30 kg/m ²	

OPTIES - OPTIONS - OPTIONS - OPTIONEN (Zie - Voir - See - Siehe : P.20-21)



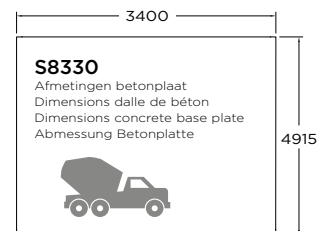
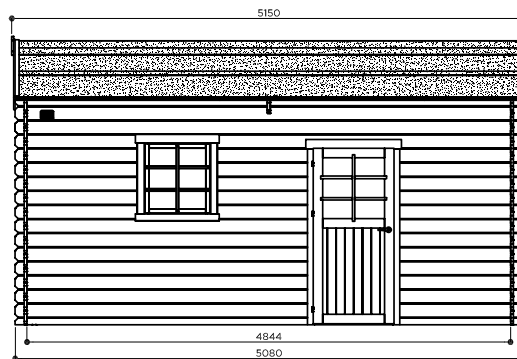
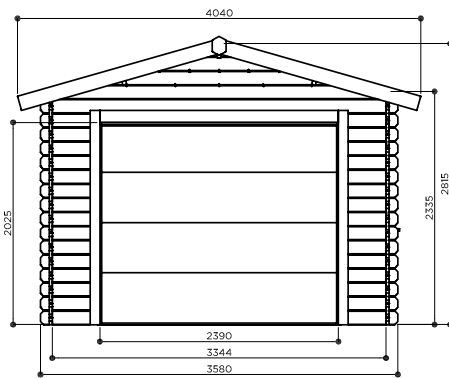
Garage

GARAGE TRADITIONAL 3580 x 5080 mm

S8330



Positie van deur en raam zelf te kiezen - Libre choix de la pose de porte et fenêtre - Place of door and window can be chosen - Sie können die Position der Tür und des Fensters selbst wählen



EIGENSCHAPPEN - CARACTÉRISTIQUES - FEATURES - EIGENSCHAFTEN

16 mm 28 mm	± 866 kg ± 840 kg	5130 x 1120 x 650 mm 2070 x 1125 x 150 mm	± 35 m ²	75 kg/m ²	30 kg/m ²
16.20 m ²	18.19 m ²	20.80 m ²	15° 21.35 m ²		

OPTIES - OPTIONS - OPTIONS - OPTIONEN (Zie - Voir - See - Siehe : P.20-21)

S819	S8756	S9980	8 x S579	8 x S575	8 x S577	S522	6 x S8528-1	24 x S5310	8 x S5311	6 x S5312	4 x S5313
								24 x S5315	8 x S5316	6 x S5317	4 x S5318

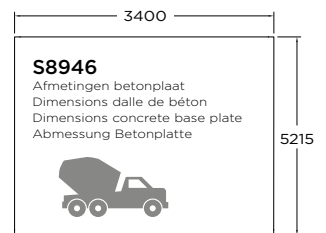

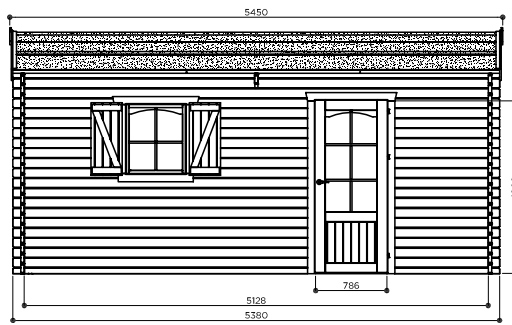
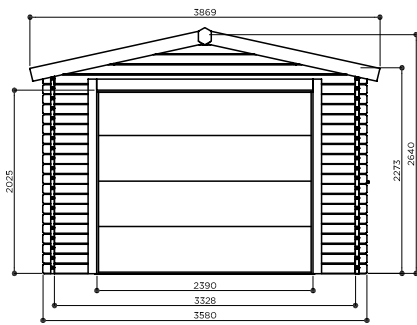
GARAGE 3580 x 5380 mm

S8946















19.26 m²
S8946

















Positie van deur en raam zelf te kiezen - Libre choix de la pose de porte et fenêtre - Place of door and window can be chosen - Sie können die Position der Tür und des Fensters selbst wählen



EIGENSCHAPPEN - CARACTÉRISTIQUES - FEATURES - EIGENSCHAFTEN

 16 mm 40 mm	 ± 1230 kg ± 100 kg	 5800 x 1200 x 700 mm 2070 x 1125 x 150 mm	 ± 45.2 m ²	 75 kg/m ²	
 17.07 m ²	 19.26 m ²	 21.08 m ²	 12° 19.83 m ²	 30 kg/m ²	 incl.


OPTIES - OPTIONS - OPTIONS - OPTIONEN (Zie - Voir - See - Siehe : P.20-21)

 S819	 S8756	 9 x S579	 9 x S575	 9 x S577	 S891	 S522	 7 x S8529-1	 28 x S5310	 8 x S5311	 6 x S5312	 5 x S5313
								 28 x S5315	 8 x S5316	 6 x S5317	 5 x S5318

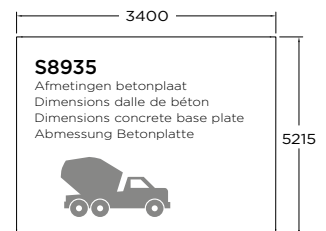
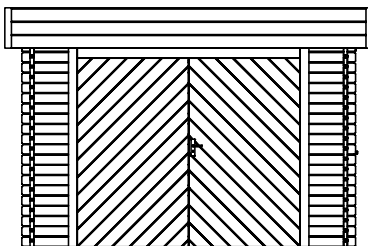
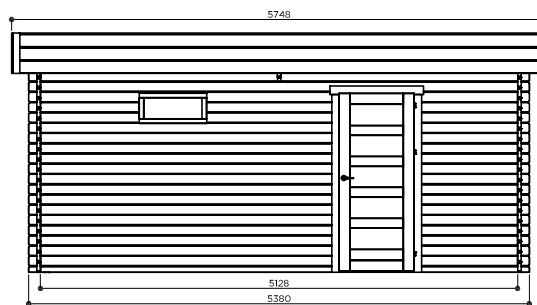
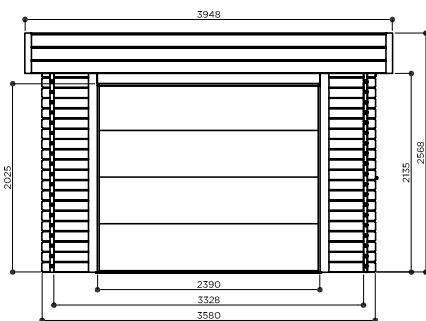
Garage

GARAGE MODERN 3580 x 5380 mm

S8935



Positie van deur en raam zelf te kiezen - Libre choix de la pose de porte et fenêtre - Place of door and window can be chosen - Sie können die Position der Tür und des Fensters selbst wählen



EIGENSCHAPPEN - CARACTÉRISTIQUES - FEATURES - EIGENSCHAFTEN

16 mm 40 mm	± 1100 kg ± 100 kg	5700 x 1200 x 720 mm 2070 x 1125 x 150 mm	± 49.70 m ²	75 kg/m ²		
17.07 m ²	19.26 m ²	22.69 m ²	4° 22.09 m ²	30 kg/m ²	LOW ENTRY	incl.

OPTIES - OPTIONS - OPTIONS - OPTIONEN (Zie - Voir - See - Siehe : P.20-21)



GARAGE TORINO 3600 x 5700 mm

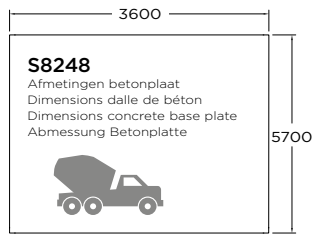
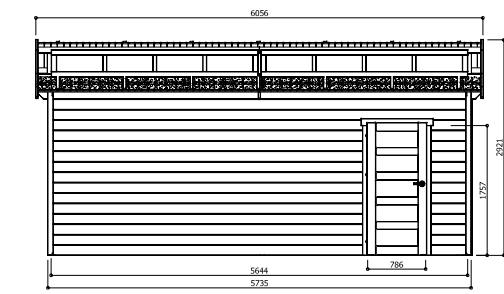
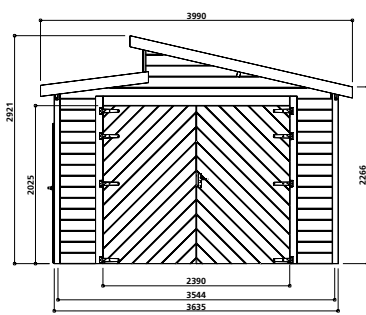
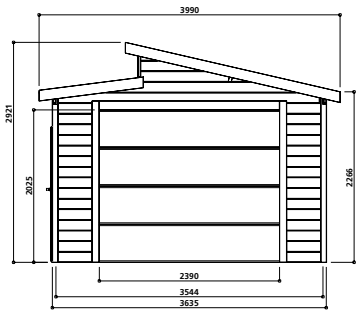
S8248



20.88 m²
S8248




Positie van deur en raam zelf te kiezen - Libre choix de la pose de porte et fenêtre - Place of door and window can be chosen - Sie können die Position der Tür und des Fensters selbst wählen



EIGENSCHAPPEN - CARACTÉRISTIQUES - FEATURES - EIGENSCHAFTEN

16 mm 28 mm	± 1100 kg	5860 x 1180 x 535 mm 2070 x 1125 x 150 mm	± 45.00 m ²	75 kg/m ²	
20.06 m ²	20.88 m ²	24.16 m ²	7° / 13° 25.50 m ²	30 kg/m ²	incl.

OPTIES - OPTIONS - OPTIONS - OPTIONEN (Zie - Voir - See - Siehe : P.20-21)



MODULAR CARPORT

Uw carport in 3 stappen:

- 1 Kies de breedte (basis) van uw carport
- 2 Kies de gewenste lengte (basis + extensies) en stel uw combinatie samen
- 3 Kies uw opties

Votre carport en 3 étapes:

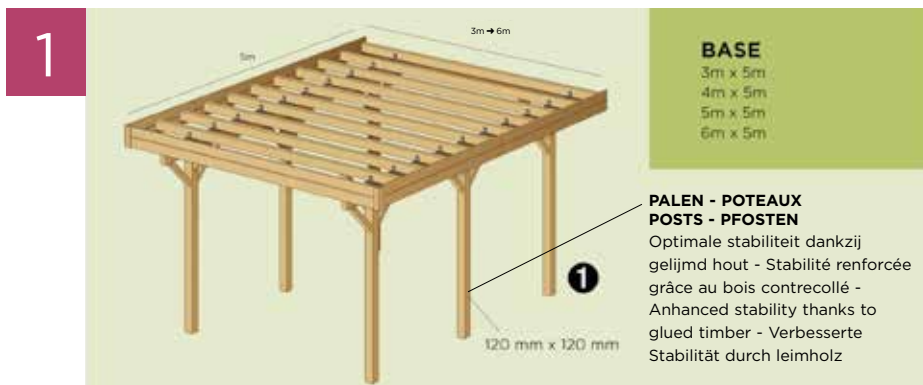
- 1 Choisissez la largeur (base) de votre carport
- 2 Choisissez la longueur (base + extensions) souhaitée et faites votre propre combinaison
- 3 Choisissez vos options

Your carport in 3 steps:

- 1 Choose the width (base) of your carport
- 2 Choose the desired length (base + extensions) and make your own combination
- 3 Choose your options

In 3 Schritten zu Ihrem Carport:

- 1 Wählen Sie die Basisbreite Ihres Carports
- 2 Wählen Sie die gewünschte Länge (Basis + Erweiterungen) und kombinieren Sie selbst
- 3 Wählen Sie Ihr Zubehör



3 **Roof**

- Metal
- Transparent

4 **Sheds and Doors**

4 Side

5 Front / Middle / Back

BASE: 3m x 5m, 4m x 5m, 5m x 5m, 6m x 5m

BASE: 3m x 5m, 4m x 5m, 5m x 5m

BASE: 4m x 5m, 5m x 5m

BASE: 5m x 5m

BASE: 6m x 5m

1908 mm

786 mm

1908 mm

1908 mm

1586 mm

1908 mm

2025 mm

2025 mm

2390 mm

SELECT YOUR RISE

LOW ENTRY

5

6 Curved pole

7 Side window

8 Fixation

9 Gutters

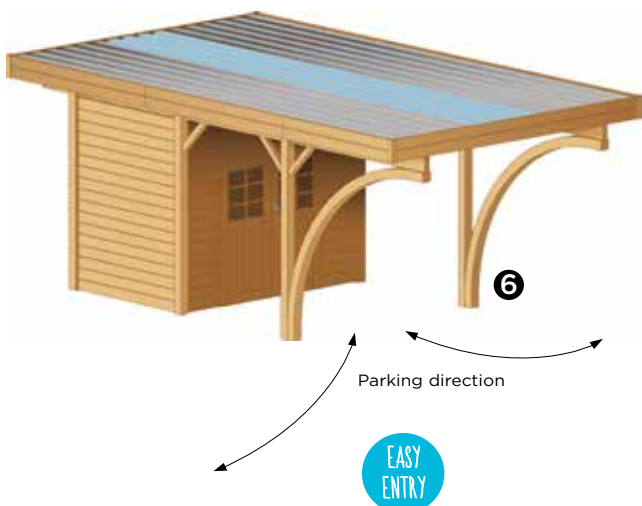
325 mm

725 mm



Carport

Combinaties - Combinaisons - Combinations



New CONFIGURATOR

CARPORTS



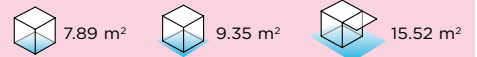
Link:

*[www.solid.eu/
configurator](http://www.solid.eu/configurator)*

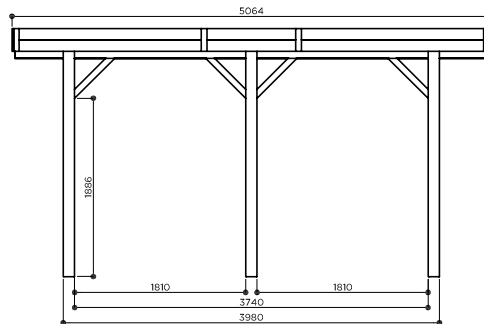
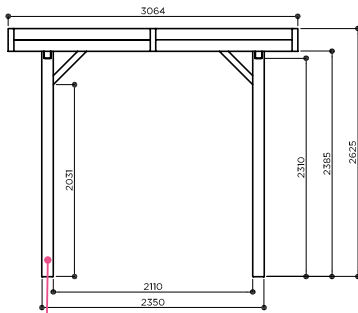
Carport

CARPORT MODULAR 3064 x 5064 mm

S7721



S7721



120 x 120 mm

PALEN - POTEAUX - POSTS - PFOSTEN
 Optimale stabiliteit dankzij gelijmd hout.
 Stabilité renforcée grâce au bois contrecollé.
 Enhanced stability thanks to glued timber.
 Verbesserte Stabilität durch Leimholz.

2 KIES UW EXTENSIES
 CHOISISSEZ VOS EXTENSIONS
 CHOOSE YOUR EXTENSIONS
 WÄHLEN SIE IHRE ERWEITERUNGEN

S7725
 5412025077250

KIES UW OPTIES - CHOISISSEZ VOS OPTIONS - CHOOSE YOUR OPTIONS - WÄHLEN SIE IHR ZUBEHÖR

3

Dak - Toit - Roof - Dach

S5216 5412025052165 metal
S5217 5412025052172 pvc

base extension

Combinatie mogelijk - Combinaison possible - Combination possible - Kombination möglich

Zijwanden - Parois côté Side walls - Seitenwände

S7729 5412025077298

S7730 5412025077304

Voorwanden - Parois avant Front walls - Vorderwände

S7731 5412025077311

S7732 5412025077328

S7733 5412025077335

Toebehoren - Accessoires Accessories - Zubehör

S8056-1 5412025980567 window
S7751 5412025077519

S5215 5412025052158

S5504 5412025055043

S5500 5412025055005

S5505 5412025055050

S5519 5412025055197

S5515 5412025055159

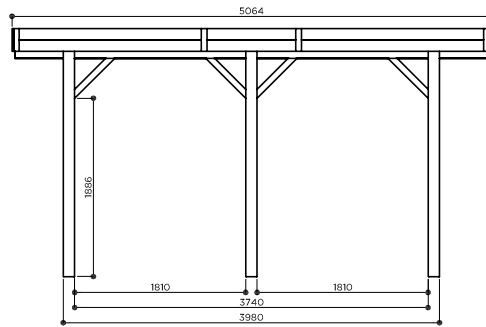
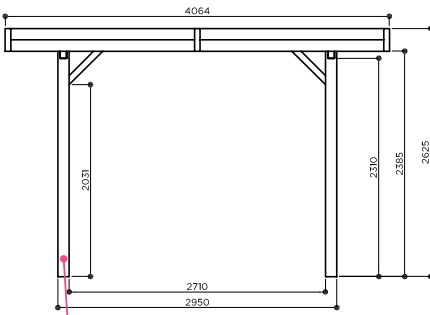
CARPORT MODULAR 4064 x 5064 mm

S7722

1



10.14 m²
 11.74 m²
 20.58 m²



PALEN - POTEAUX - POSTS - PFOSTEN
 Optimale stabiliteit dankzij gelijmd hout.
 Stabilité renforcée grâce au bois contrecollé.
 Enhanced stability thanks to glued timber.
 Verbesserte Stabilität durch Leimholz.

120 x 120 mm

2 KIES UW EXTENSIES
 CHOISISSEZ VOS EXTENSIONS
 CHOOSE YOUR EXTENSIONS
 WÄHLEN SIE IHRE ERWEITERUNGEN

S7726
 5412025077267

KIES UW OPTIES - CHOISISSEZ VOS OPTIONS - CHOOSE YOUR OPTIONS - WÄHLEN SIE IHR ZUBEHÖR

3

Dak - Toit - Roof - Dach

S5216 5412025052165

 metal

S5217 5412025052172

 pvc

8 x / 4 x /

base extension

Combinatie mogelijk - Combinaison possible - Combination possible - Kombination möglich

Zijwanden - Parois côté Side walls - Seitenwände

S7729
 5412025077298

S7730
 5412025077304

Voorwanden - Parois avant Front walls - Vorderwände

S7734
 5412025077342

S7735
 5412025077359

S7736
 5412025077366

Toebehoren - Accessoires Accessories - Zubehör

S8056-1 5412025980567

 window

S7751 5412025077519

S5215 5412025052158

S5504 5412025055043

S5500 5412025055005

S5505 5412025055050

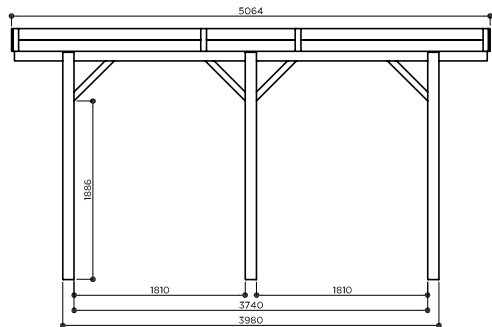
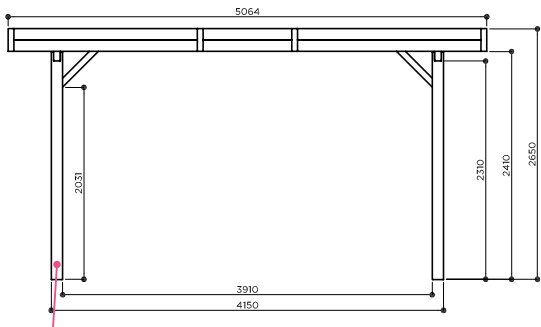
S5519 5412025055197

S5515 5412025055159



14.62 m²
 16.52 m²
 25.64 m²

S7723



PALEN - POTEAUX - POSTS - PFOSTEN
 Optimale stabiliteit dankzij gelijmd hout.
 Stabilité renforcée grâce au bois contrecollé.
 Enhanced stability thanks to glued timber.
 Verbesserte Stabilität durch leimholz.

120 x 120 mm

2 KIES UW EXTENSIES
 CHOISISSEZ VOS EXTENSIONS
 CHOOSE YOUR EXTENSIONS
 WÄHLEN SIE IHRE ERWEITERUNGEN

S7727
 5412025077274

KIES UW OPTIES - CHOISISSEZ VOS OPTIONS - CHOOSE YOUR OPTIONS - WÄHLEN SIE IHR ZUBEHÖR

3 Dak - Toit - Roof - Dach

S5216 5412025052165 metal
S5217 5412025052172 pvc

base extension

Combinatie mogelijk - Combinaison possible - Combination possible - Kombination möglich

Zijwanden - Parois côté Side walls - Seitenwände

S7729 5412025077298

S7730 5412025077304

Voorwanden - Parois avant Front walls - Vorderwände

S7737 5412025077373
S7738 5412025077380
S7739 5412025077397
S7740 5412025077403
S7741 5412025077410
S7742 5412025077427
S7743 5412025077434

2.0 m 2.40 m

Toebehoren - Accessoires Accessories - Zubehör

S8056-1 5412025980567 window
S7751 54120250777519 EASY ENTRY
S5215 5412025052158
S5500 5412025055005
S5504 5412025055043
S5505 5412025055050
S5519 5412025055197
S5515 5412025055159

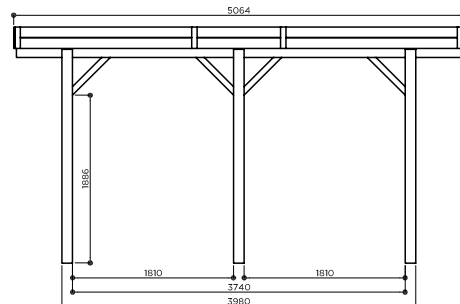
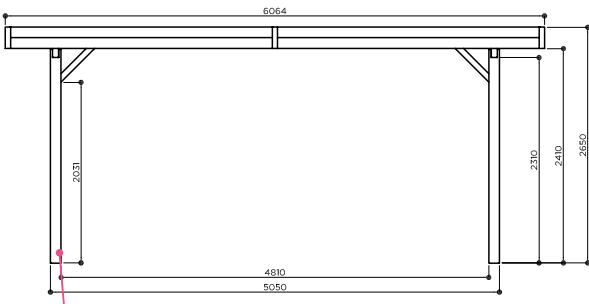
CARPORT MODULAR 6064 x 5064 mm

S7724

1



17.99 m² 20.10 m² 30.71 m²



PALEN - POTEAUX - POSTS - PFOSTEN
 Optimale stabiliteit dankzij gelijmd hout.
 Stabilité renforcée grâce au bois contrecollé.
 Enhanced stability thanks to glued timber.
 Verbesserte Stabilität durch Leimholz.

120 x 120 mm

2 KIES UW EXTENSIES / CHOISISSEZ VOS EXTENSIONS / CHOOSE YOUR EXTENSIONS / WÄHLEN SIE IHRE ERWEITERUNGEN

S7728 5412025077281

KIES UW OPTIES - CHOISISSEZ VOS OPTIONS - CHOOSE YOUR OPTIONS - WÄHLEN SIE IHR ZUBEHÖR

3

Dak - Toit - Roof - Dach

S5216 5412025052165 metal
S5217 5412025052172 pvc

12 x / 6 x

base **extension**

Combinatie mogelijk - Combinaison possible - Combination possible - Kombination möglich

Zijwanden - Parois côté / Side walls - Seitenwände

S7729 5412025077298
S7730 5412025077304

LOW ENTRY

Voorwanden - Parois avant / Front walls - Vorderwände

S7744 5412025077441
S7746 5412025077465
S7748 5412025077489
S7747 5412025077472
S7749 5412025077496
S7750 5412025077502

2.0 m 2.40 m

LOW ENTRY

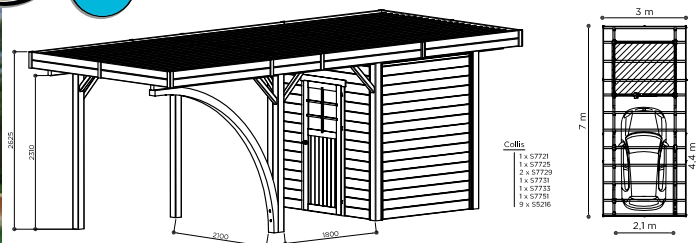
Toebehoren - Accessoires / Accessories - Zubehör

S8056-1 5412025980567 window
S7751 5412025077519 **EASY ENTRY**
S5215 5412025052158
S5500 5412025055005
S5504 5412025055043
S5505 5412025055050
S5519 5412025055197
S5515 5412025055159

Carport

CARPORT 3064 x 6994 mm

S7753



Colles

1 x S7721
1 x S7725
2 x S7729
1 x S7735
1 x S7733
1 x S7738
3 x S5296



4.33 m²



13.89 m²

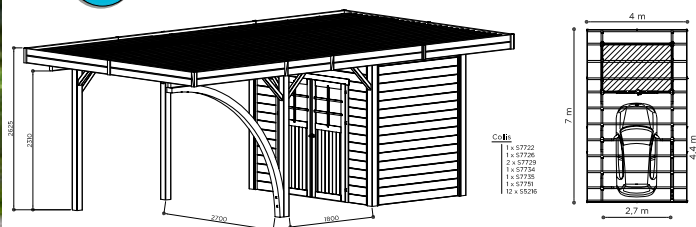


21.43 m²

De carport omvat een gebogen paal - Le carport comprend un poteau arqué - Carport includes an arched post - Carport enthält eine gewölbte Post

CARPORT 4064 x 6994 mm

S7754



Colles

1 x S7722
1 x S7726
2 x S7729
1 x S7734
1 x S7738
1 x S7733
12 x S5296



5.56 m²



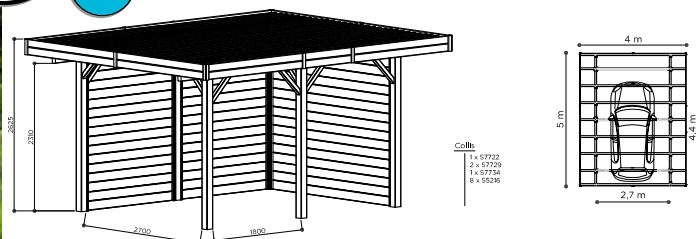
17.43 m²



28.42 m²

CARPORT 4064 x 5064 mm

S7755



Colles

1 x S7722
2 x S7729
1 x S7734
8 x S5296



10.46 m²



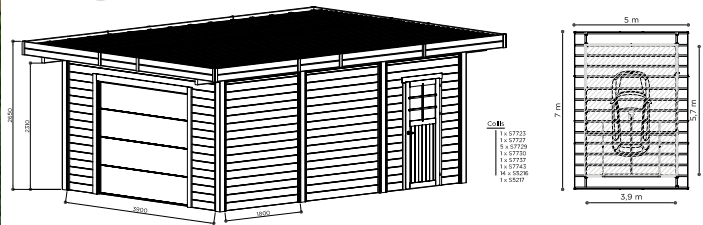
11.74 m²



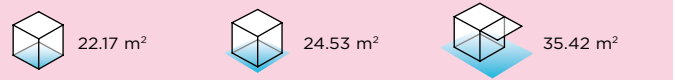
20.58 m²

CARPORT-GARAGE 5064 x 6994 mm

S7756

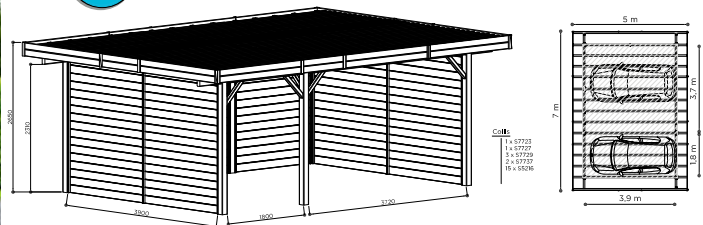


S7756

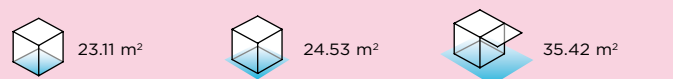


CARPORT 5064 x 6994 mm

S7757

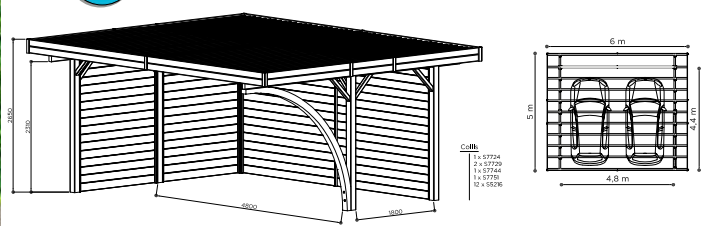


S7757

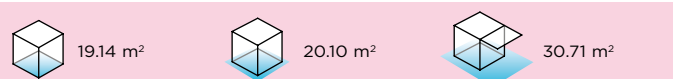


CARPORT 6064 x 5064 mm

S7758



S7758



Carport

CARPORT MODULAR



120 x 120 mm

S7761



S7762



S7761



7.89 m²



9.35 m²



15.52 m²

S7762



10.14 m²



11.74 m²

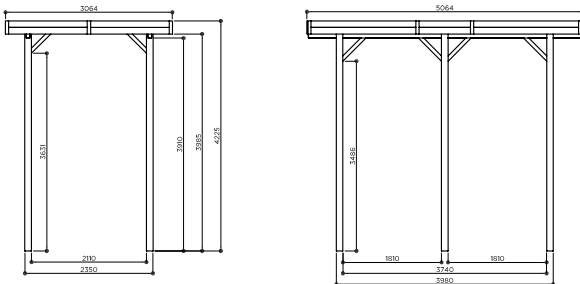


20.58 m²

Houten dak, niet waterdicht - Toiture en bois perméable - Wooden roof permeable - Holzdach durchlässig

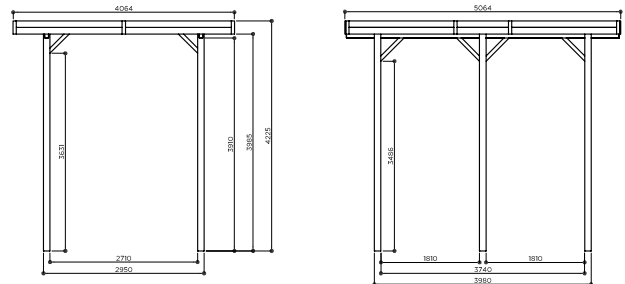
1

S7761 3064 x 5064 mm



1

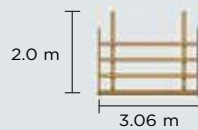
S7762 4064 x 5064 mm



2

KIES UW EXTENSIES
CHOISISSEZ VOS EXTENSIONS
CHOOSE YOUR EXTENSIONS
WÄHLEN SIE IHRE ERWEITERUNGEN

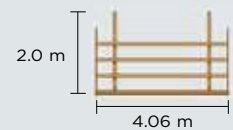
S7765
5412025077656



2

KIES UW EXTENSIES
CHOISISSEZ VOS EXTENSIONS
CHOOSE YOUR EXTENSIONS
WÄHLEN SIE IHRE ERWEITERUNGEN

S7766
5412025077663



3

Dak - Toit - Roof - Dach

S5216
5412025052165

S5217
5412025052172



metal

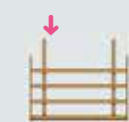
pvc

6 x / /

3 x / /



base



extension

Combinatie mogelijk - Combinaison possible - Combination possible
Kombination möglich

Toebehoren - Accessoires
Accessories - Zubehör

S5215
5412025052158

S5500
5412025055005



S5504
5412025055043

S5505
5412025055050



S5515
5412025055159



3

Dak - Toit - Roof - Dach

S5216
5412025052165

S5217
5412025052172



metal

pvc

8 x / /

4 x / /



base



extension

Combinatie mogelijk - Combinaison possible - Combination possible
Kombination möglich

Toebehoren - Accessoires
Accessories - Zubehör

S5215
5412025052158

S5500
5412025055005



S5504
5412025055043

S5505
5412025055050



S5515
5412025055159



CARPORT MODULAR



120 x 120 mm

S7763



S7764



S7763



14.62 m²



16.52 m²



25.64 m²

S7764



17.99 m²



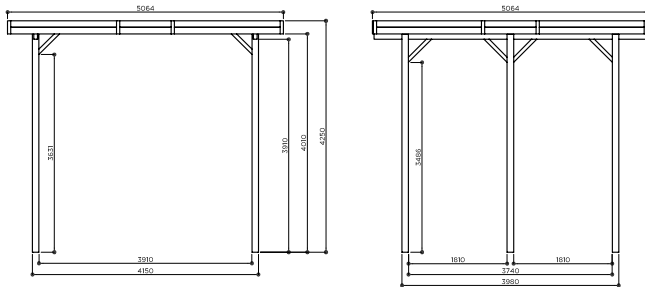
20.10 m²



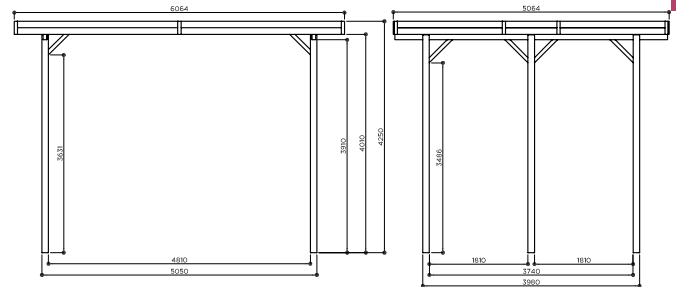
30.71 m²

1

S7763 5064 x 5064 mm



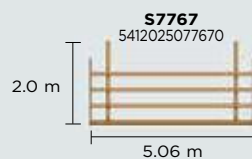
S7764 6064 x 5064 mm



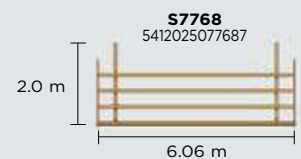
1

2

KIES UW EXTENSIES
CHOISISSEZ VOS EXTENSIONS
CHOOSE YOUR EXTENSIONS
WÄHLEN SIE IHRE ERWEITERUNGEN



KIES UW EXTENSIES
CHOISISSEZ VOS EXTENSIONS
CHOOSE YOUR EXTENSIONS
WÄHLEN SIE IHRE ERWEITERUNGEN



2

3

Dak - Toit - Roof - Dach

S5216

5412025052165



metal

S5217

5412025052172



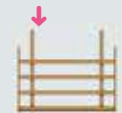
pvc

10 x / /

5 x / /



base



extension

Combinatie mogelijk - Combinaison possible - Kombination möglich

Toebehoren - Accessoires
Accessories - Zubehör


S5215

5412025052158



S5500

5412025055005



S5504

5412025055043




S5505

5412025055050



S5515

5412025055159



Dak - Toit - Roof - Dach

S5216

5412025052165



metal

S5217

5412025052172



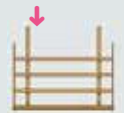
pvc

12 x / /

6 x / /



base



extension

Combinatie mogelijk - Combinaison possible - Kombination möglich

Toebehoren - Accessoires
Accessories - Zubehör

S5215

5412025052158



S5500

5412025055005



S5504

5412025055043




S5505

5412025055050



S5515

5412025055159



S5519

5412025055197



Pavilion

MODULAR PAVILION

Uw kiosk in 3 stappen:

- 1 Kies de basis (afmetingen) van uw kiosk
- 2 Kies de gewenste wanden
- 3 Kies uw opties

Votre kiosque en 3 étapes:

- 1 Choisissez la base (dimensions) de votre kiosque
- 2 Choisissez les parois souhaitées
- 3 Choisissez vos options

Your gazebo in 3 steps:

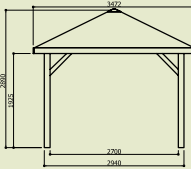
- 1 Choose the base (dimensions) of your gazebo
- 2 Choose the desired walls
- 3 Choose your options

In 3 Schritten zu Ihrem Pavillon:

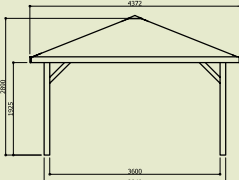
- 1 Wählen Sie Basisabmessungen Ihrer Holzkonstruktion
- 2 Wählen Sie die gewünschten Wände
- 3 Wählen Sie Ihr Zubehör



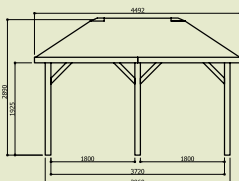
1



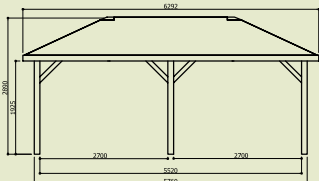
S7712 3.47 x 3.47 m



S7715 4.37 x 4.37 m



S7713 4.49 x 3.47 m



S7714 6.29 x 3.47 m


BASE
3.47 x 3.47 m
4.37 x 4.37 m
4.49 x 3.47 m
6.29 x 3.47 m

PALEN - POTEAUX - POSTS - PFOSTEN
Optimale stabiliteit dankzij gelijmd hout.
Stabilité renforcée grâce au bois contrecollé.
Enhanced stability thanks to glued timber.
Verbesserte Stabilität durch leimholz.


120 mm x 120 mm

2


S7770 - S7771 - S7772



S1063




S1064





WALLS
Profile wall
Lamellae wall
Adjustable lamellae wall

S1063



S1064

3

Shingles

S575



S579



S577



Fixations

S5505



S5500



S5504



S5515



S5519
5412025055197



New CONFIGURATOR

PAVILION



Link:

*[www.solid.eu/
configurator](http://www.solid.eu/configurator)*

Pavilion

MODULAR PAVILION



S7712



S7715



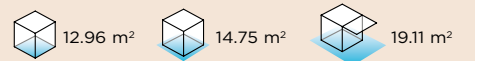
120 x 120 mm



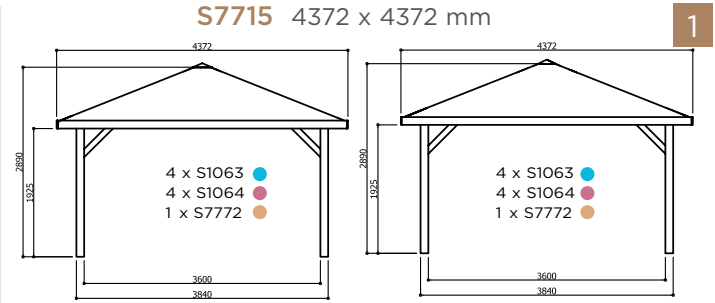
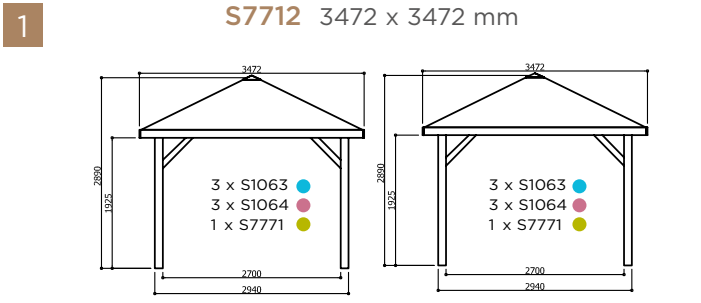
S7712



S7715



Shingles niet inbegrepen. Kies de shingles en de gewenste kleur bij de opties. - Shingles non inclus. Choisissez les shingles et la couleur souhaitée dans les options. - Choose the shingles and desired color in the options - Wählen Sie Ihre Schindeln und die gewünschte Farbe in den Optionen



2 Wanden - Pairs Walls - Wände

S7771 5412025077717

S1063 5412025010639

S1064 5412025010646

Volle wand Parii pleine Full wall Vollwand

Vaste lamellen wand Jalousie fixe Fix lamellae wall Fix Lamellenwand

Regelbare lamellen wand Jalousie orientable Adjustable lamellae wall Verstellbarer Lamellenwand

2 Wanden - Pairs Walls - Wände

S7772 5412025077724

S1063 5412025010639

S1064 5412025010646

Volle wand Parii pleine Full wall Vollwand

Vaste lamellen wand Jalousie fixe Fix lamellae wall Fix Lamellenwand

Regelbare lamellen wand Jalousie orientable Adjustable lamellae wall Verstellbarer Lamellenwand

3 Dak - Toit - Roof - Dach

7 x **S575** 5412025005758

7 x **S579** 5412025005796

7 x **S577** 5412025005772

Fixaties - Fixations - Fixations - Befestigungen

4 x **S5505** 5412025055050

4 x **S5500** 5412025055005

4 x **S5504** 5412025055043

4 x **S5515** 5412025055159

S5519 5412025055197

3 Dak - Toit - Roof - Dach

9 x **S575** 5412025005758

9 x **S579** 5412025005796

9 x **S577** 5412025005772

Fixaties - Fixations - Fixations - Befestigungen

4 x **S5505** 5412025055050

4 x **S5500** 5412025055005

4 x **S5504** 5412025055043

4 x **S5515** 5412025055159

S5519 5412025055197

MODULAR PAVILION



S7713



S7714



120 x 120 mm

REALISATION



S7713



10.04 m²



11.64 m²



15.60 m²

S7714



14.90 m²



16.93 m²

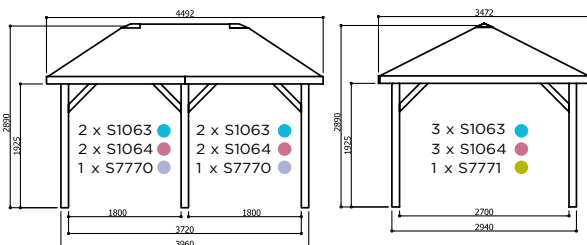


21.85 m²

Shingles niet inbegrepen. Kies de shingles en de gewenste kleur bij de opties. - Shingles non inclus. Choisissez les shingles et la couleur souhaitée dans les options. - Choose the shingles and desired color in the options - Wählen Sie Ihre Schindeln und die gewünschte Farbe in den Optionen

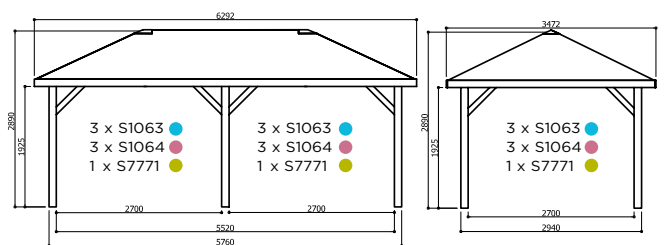
1

S7713 4492 x 3472 mm



1

S7714 6292 x 3472 mm




2

Wanden - Parois
Walls - Wände

S7770 5412025077700

S7771 5412025077717



Volle wand
Paroi pleine
Full wall
Vollwand



S1063 5412025010639

Vaste lamellen wand
Jalousie fixe
Fix lamellae wall
Fix Lamellenwand




S1064 5412025010646

Regelbare lamellen wand
Jalousie orientable
Adjustable lamellae wall
Verstellbarer Lamellenwand

2

Wanden - Parois
Walls - Wände

S7771 5412025077717



Volle wand
Paroi pleine
Full wall
Vollwand



S1063 5412025010639

Vaste lamellen wand
Jalousie fixe
Fix lamellae wall
Fix Lamellenwand



S1064 5412025010646

Regelbare lamellen wand
Jalousie orientable
Adjustable lamellae wall
Verstellbarer Lamellenwand

3

Dak - Toit - Roof - Dach

8 x **S575**
5412025005758



8 x **S579**
5412025005796



8 x **S577**
5412025005772



Fixaties - Fixations - Fixations - Befestigungen

6 x **S5505**
5412025055050



6 x **S5500**
5412025055005



6 x **S5504**
5412025055043



6 x **S5515**
5412025055159



S5519
5412025055197



3

Dak - Toit - Roof - Dach

10 x **S575**
5412025005758



10 x **S579**
5412025005796



10 x **S577**
5412025005772



Fixaties - Fixations - Fixations - Befestigungen

6 x **S5505**
5412025055050



6 x **S5500**
5412025055005



6 x **S5504**
5412025055043



6 x **S5515**
5412025055159



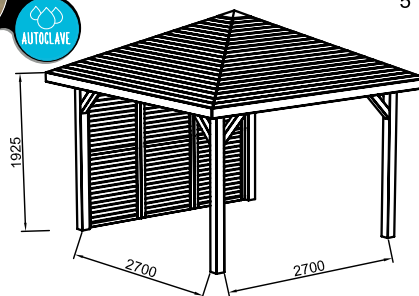
S5519
5412025055197



Pavilion

PAVILION 3472 x 3472 mm

S7773

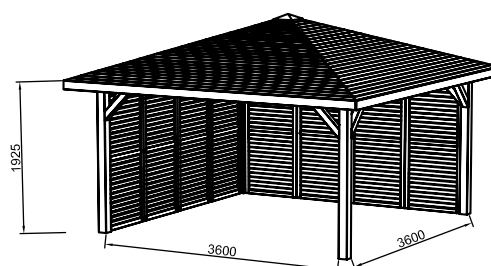



120 x 120 mm



PAVILION 4372 x 4372 mm


S7774



120 x 120 mm



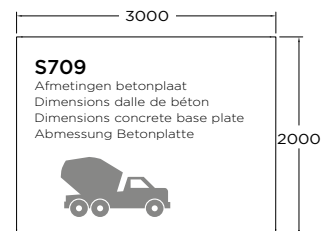
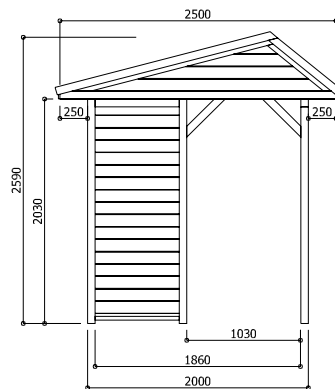
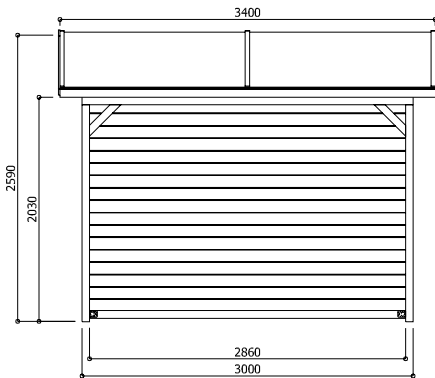
RONSBURG 3000 x 2000 mm













S709




6.00 m²
S709



EIGENSCHAPPEN - CARACTÉRISTIQUES - FEATURES - EIGENSCHAFTEN

 16 mm 70 x 70 mm 70 x 70 mm	 ± 460 kg	 3740 x 1230 x 345 mm	 ± 9.20 m ²	 75 kg/m ²
 5.32 m ²	 6.00 m ²	 8.50 m ²	 1° 8.50 m ²	

OPTIES - OPTIONS - OPTIONS - OPTIONEN (Zie - Voir - See - Siehe : P.20-21)



Pavilion

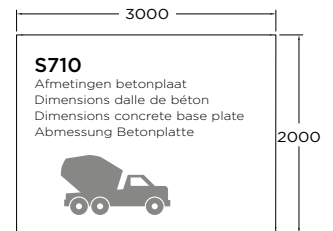
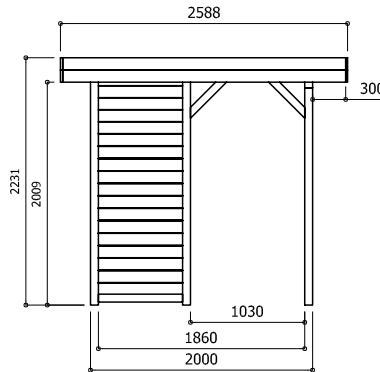
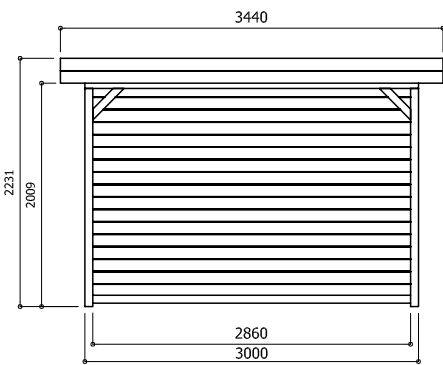
REGENSBURG 3000 x 2000 mm













S710




6.00 m²
S710



EIGENSCHAPPEN - CARACTÉRISTIQUES - FEATURES - EIGENSCHAFTEN

 16 mm 70 x 70 mm 70 x 70 mm	 ± 460 kg	 3740 x 1230 x 345 mm	 ± 9.20 m ²	 75 kg/m ²
 5.32 m ²	 6.00 m ²	 8.90 m ²	 1° 8.50 m ²	

OPTIES - OPTIONS - OPTIONS - OPTIONEN (Zie - Voir - See - Siehe : P.20-21)



PAVILION S7707 3517 x 3054 mm
S7708 4458 x 3409 mm



S7707

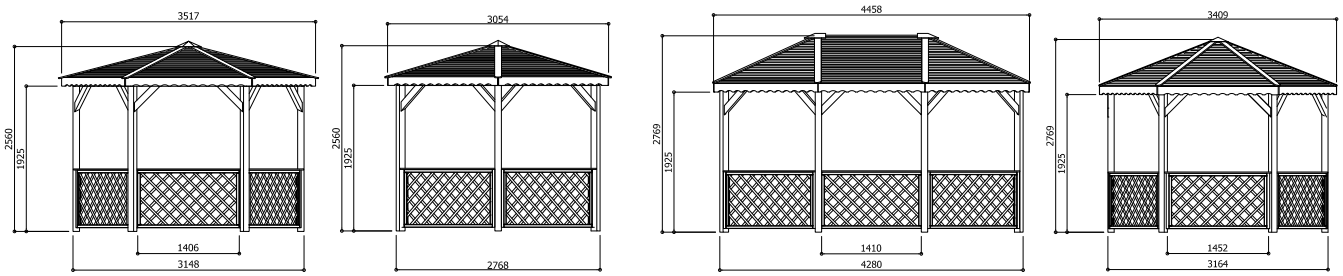


S7708

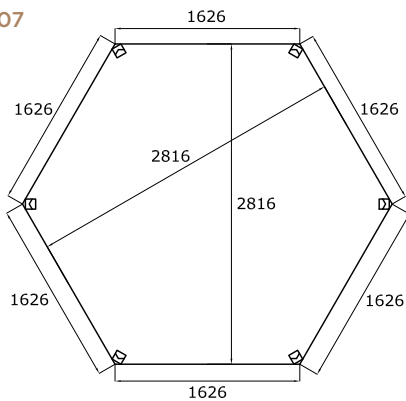


S7708

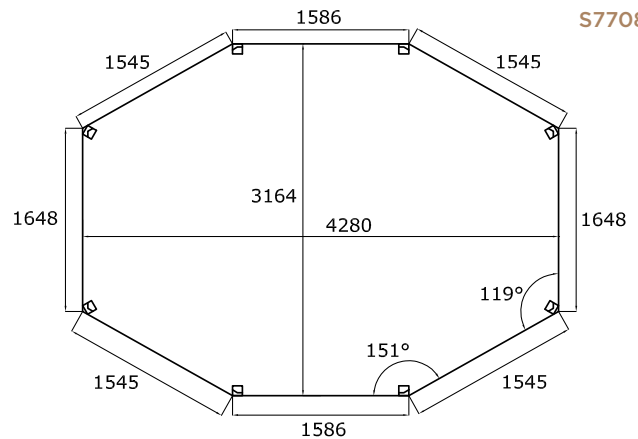
Houten dak, niet waterdicht - Toiture en bois perméable - Wooden roof permeable - Holzdach durchlässig



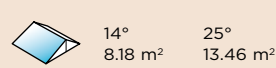
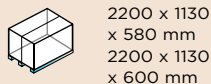
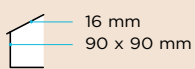
S7707



S7708



EIGENSCHAPPEN - CARACTÉRISTIQUES - FEATURES - EIGENSCHAFTEN



NL

Hout

Onze constructies zijn gemaakt van de naaldhoutsoort 'vuren', met uitzondering van de carports die uit 'grenen' geproduceerd zijn. Hout is een natuurproduct en dus logischerwijze milieuvriendelijk en ideaal om in harmonie met de rest van je tuin aan de slag te gaan. Mooi meegenomen is dat het makkelijk te bewerken is. Bovendien heeft naaldhout een grote isolatiewaarde. Solid selecteert nauwgezet zijn grondstoffen uit Noord- of Oost-Europese bossen, waar omwille van de lange koude winters het hout trager groeit. Hierdoor worden er fijnere jaarringen gevormd met als gevolg dat het hout enorm sterk en hard is. Mogelijk kan het hout gevingerlast zijn.

FR

Bois

Nos constructions sont fabriquées en bois d'épicéa, à l'exception des carports qui sont produits en pin. Matériau naturel, et donc respectueux de l'environnement, le bois est idéal pour travailler en harmonie avec le reste de votre jardin. Autre atout : il est facile à traiter. De plus, le bois de conifères présente de bonnes propriétés isolantes. Solid sélectionne avec soin ses matières premières issues des forêts d'Europe du Nord et d'Europe de l'Est, où, en raison des hivers longs et froids, le bois pousse plus lentement. De ce fait, les cernes annuels sont plus fins, ce qui rend le bois plus robuste et plus dur. Il est possible que le bois soit abouté.

EN


Wood

Our constructions are made of the 'spruce' softwood species, with the exception of carports which are produced from 'pine'. Wood is a natural product and therefore logically eco-friendly and it blends in ideally with the rest of your garden. The fact that it is easy to treat is also a bonus. What's more, softwood has a high thermal insulation value. Solid carefully selects its raw materials from North or East European forests, where the wood grows slower because of the long cold winters. This creates finer year rings with the result that the wood is extremely strong and hard. The wood can possibly be finger-jointed.

DE

Holz

Unsere Holzbauten sind aus der Nadelholzart „Fichte“ hergestellt mit Ausnahme der Carports, die aus „Kiefer“ hergestellt werden. Holz ist ein Naturprodukt und somit umweltfreundlich und fügt sich harmonisch in den übrigen Garten ein. Ein weiterer Vorteil ist auch, dass es einfach zu bearbeiten ist. Darüber hinaus hat Nadelholz einen hohen Wärmedämmwert. Solid wählt seine Rohstoffe sorgfältig aus nord- oder osteuropäischen Wäldern aus, wo aufgrund der langen kalten Winter das Holz langsamer wächst. Hierdurch bilden sich schmale Jahresringe, was das Holz besonders stark und hart macht. Finger-joint möglich auf dem Holz.



VERANTWOORD BOSBEHEER FOREST EXPLOITÉES DE MANIÈRE RESPONSABLE SUSTAINABLY MANAGED FORESTS VERANTWORTUNGSVOLLE WALDWIRTSCHAFT

EUROPEAN TIMBER REGULATION

- NL** Solid voldoet aan de regulatie (EU) No 995/2010 van het Europees parlement en de raad van 20 oktober 2010 welke de verplichtingen vaststelt van de spelers welke hout en houtproducten op de markt plaatsen.
- EN** Solid conforms to the regulation (EU) No 995/2010 of the European parliament and of the council of 20 October 2010 laying down the obligations of operators who place timber or timber products on the market.
- FR** Solid est conforme à la réglementation (EU) No 995/2010 du parlement européen et du conseil du 20 octobre 2010 qui établit les obligations des acteurs qui commercialisent du bois ou des produits en bois sur le marché.
- DE** Solid folgt der Verordnung (EU) Nr. 995/2010 des Europäischen Parlament und des Rates vom 20. Oktober 2010 über die Verpflichtungen von Marktteilnehmern, die Holz und Holzzeugnisse in Verkehr bringen.

FSC® & PEFC LABEL



- NL** Solid denkt aan het milieu en gebruikt voor zijn producten hout afkomstig uit verantwoord beheerde bossen.
Voor verdere vragen betreffende onze producten en hun FSC en PEFC Labels contacteer ons via www.solid.eu.
- EN** Solid thinks about the environment and uses for his timber products wood from responsibly managed forests.
For further questions about our products and their FSC and PEFC labels, please contact us via www.solid.eu.
- FR** Solid pense à l'environnement et utilise pour ses produits du bois provenant de forêts exploitées de manière responsable.
Pour toutes questions concernant notre produits et leurs étiquettes FSC et PEFC, contactez nous sur www.solid.eu.
- DE** Solid denkt über die Umwelt und nutzt für seine Produkte Holz aus verantwortungsvoll bewirtschafteten Wäldern.
Für weitere Fragen zu unseren Produkten und ihren FSC- und PEFC-Etiketten kontaktieren Sie uns unter www.solid.eu.

HOUT LEEFT - LE BOIS VIT - WOOD IS LIVING - HOLZ LEBT



Houtknopen - Les noeuds - Knots - Astknotten

NL U zal knopen terugvinden in alle houtsoorten, het is een natuurlijk aspect van het hout die de stevigheid en duurzaamheid van het hout niet beïnvloedt.

FR Vous trouverez des nœuds dans toute essence de bois, c'est un aspect naturel du bois qui ne remet pas en cause la solidité du produit ou durabilité.

EN You'll find knots in any type of wood, it's a natural characteristic of wood that doesn't affect the strength and durability of the product.

DE Astknotten finden Sie in jeder Art von Holz, es handelt sich um ein natürliches Aussehen, das keinen Einfluss auf die Festigkeit und Haltbarkeit des Produktes hat.



Hars - La résine - Resin - Harz

NL Hars kan de neiging hebben om naar de oppervlakte te komen, dit kan makkelijk worden verwijderd door te schrapen met het correcte werktuig of oplosmiddel.

FR La résine peut avoir tendance à remonter à la surface, elle peut être retirée facilement par raclage à l'aide d'un outil ou d'un solvant approprié.

EN The resin can have a tendency to rise to the surface, it can be removed by scrapping with the appropriate tool or solvent.

DE Harz kann an die Holzoberfläche gelangen, es kann durch Abschaben mit einem geeigneten Werkzeug oder Lösungsmittel entfernt werden.



Kleurverschil - Différences de teinte - Color differences - Unterschiedliche Farbtöne

NL Kleurverschillen kunnen ontstaan door de houtafkomst of behandeling en zijn normaal. Dit verschil zal met de tijd verdwijnen onder invloed van zonlicht.

FR Les différences de couleurs peuvent apparaître suivant l'origine du bois ou le traitement et sont normales. La différence de teinte s'estompera avec le temps sous l'effet de la lumière du soleil.

EN Color differences can appear due to the origin of the wood or the treatment and are normal. The color difference will fade over time under the effect of sunlight.

DE Farbunterschiede Farbtöne können abhängig von der Herkunft des Holzes oder dessen Behandlung auftreten, das ist normal. Der Farbunterschied verblasst mit der Zeit unter dem Einfluß von Sonnenlicht.



Spleten - Fissures - Cracks - Risse

NL Afhangend van de houtdensiteit zal het hout op constante basis krimpen en vergroten. Dit kan het ontstaan van spleten veroorzaken. Dit fenomeen stelt de eigenschappen van het hout echter niet ter discussie.

FR En fonction des différences de densité, le bois ne se contracte et ne se dilate pas de façon régulière. Cela peut entraîner la formation de fissures. Ce phénomène ne remet cependant pas en cause les propriétés du bois.

EN Based on differences in density, the wood shrinks and expands steadily. This may cause cracking. This phenomenon doesn't affect the properties of the wood.

DE Risse basierend auf Unterschiede in der Dichte schrumpft und weitet sich das Holz ständig. Dies kann zu Rissen führen, was die Eigenschaften des Holzes jedoch nicht beeinträchtigt.



Schimmel - Les moisissures - Mold - Schimmel

NL Schimmel kan zich plaats op de oppervlakte van het hout, deze hebben echter geen effect op de sterkte van het hout en kunnen met water verwijderd worden.

FR Des champignons ou dépôts bleuâtres peuvent se former à la surface du bois, ceux-ci n'ont aucun effet sur la résistance du bois et peuvent s'éliminer à l'eau et par simple brossage.

EN Fungi or bluish deposits can appear on the surface of the wood, they have no impact on the strength of the wood and can be removed with water and by brushing.

DE Schimmel kann sich auf der Oberfläche des Holzes bilden. Dies hat keine Wirkung auf die Festigkeit des Holzes und kann mit Wasser und Ausbürsten entfernt werden.



Zoutvorming van hout - Salification du bois - Wood salification - Salzbildung von Holz

NL Groene vlekken ontstaan soms op het hout, deze zijn gevormd door de impregnatiezouten die het hout beschermen tegen insecten en schimmels. Ze hebben geen effect op de duurzaamheid van het hout.

FR Des taches verdâtres apparaissent parfois sur le bois, celles-ci sont dues aux sels d'imprégnation que contient le bois pour protéger celui-ci des insectes et des champignons. Elles n'ont aucun effet sur la durabilité du bois.

EN Greenish stains sometimes appear on the wood, they are due to impregnations salts contained in the timber to protect it from insects and fungi. They have no effect on the durability of wood.

DE Grünliche Ausblühungen erscheinen manchmal auf der Holzoberfläche, diese kommen von im Holz enthaltenen Imprägniersalzen, welche es gegen Insekten und Pilze schützen. Sie haben keinen Einfluss auf die Haltbarkeit des Holzes.



Vingerlas - Bois abouté - Finger-jointed - Finger-joint

NL Mogelijks kan het hout gevingerlast zijn.

FR Il est possible que le bois soit abouté.

EN The wood can possibly be finger-jointed.

DE Finger-joint möglich auf dem Holz.

OUR PASSION FOR WOOD,
YOUR OUTDOOR COMFORT



WWW.SOLID.EU

Ontdek ons volledig assortiment op onze website
Retrouvez notre gamme complète sur notre site internet
Find our complete collection on our website
Unser komplettes Angebot finden Sie auf unserer Website



SOLID bv Industriepark 8, 8587 Spiere, Belgium - info@solid.eu - www.solid.eu

Al onze producten worden ongeschilderd geleverd, tenzij expliciet vermeld. De afgebeelde opties en accessoires zijn niet bij het product inbegrepen. Alle maten kunnen iets afwijken. De modellen kunnen ten allen tijde gewijzigd worden. De foto's en tekeningen zijn niet contractueel bindend. Geen enkele vermelding in deze catalogus kan leiden tot rechtsaansprakelijkheid. Onze tuinhuizen zijn ontworpen en geproduceerd voor opslag, elk ander gebruik is de verantwoordelijkheid van de gebruiker. - Tous nos produits sont livrés non peints, sauf mention explicite. Les options et accessoires ne sont présents qu'à titre d'illustration. Les dimensions des articles sont données à titre indicatif. Les modèles peuvent être modifiés à tout instant sans préavis. Les photos et dessins ne sont pas contractuels. Aucune action juridique ne peut être intentée sur la base de ce catalogue. Nos abris sont conçus et fabriqués pour une utilisation de stockage, tout autre usage est sous la responsabilité de l'utilisateur. - All our products are delivered not painted, unless explicitly stated. The options and accessories shown are not included in the product. Dimensions are given for information only. Models can be modified at any time without notification. Pictures and drawings are not contractual. Nothing in this edition can lead to legal procedure. Our garden sheds are designed and produced for storage, any other use is the responsibility of the user. - Alle Produkte werden ungestrichen geliefert, sofern nicht anders angegeben. Die gezeigten Dekorationen und Zubehörteile sind nicht im Lieferumfang enthalten. Alle genannten Maße sind ca. Angaben. Technische Änderungen sind jederzeit möglich. Abweichungen zu den gezeigten Bildern und Zeichnungen sind möglich. Für die genannten Angaben und Druckfehler wird keine Haftung übernommen. Unsere Gartenhäuser sind für die Lagerung konzipiert und hergestellt, jede andere Verwendung liegt in der Verantwortung des Benutzers.

